

VOCA-Funded Victim Compensation: Performance Measurement & PMT Update

2016 VOCA National Training Conference
August 9, 2016



Background



Marilyn Roberts

Deputy Director
Office for Victims of Crime

INTROS

FFY2015 DATA

DEMOGRAPHICS

PAYMENT STATS

BEST PRACTICES/LESSONS LEARNED



Presentation Agenda

- Introductions
- FFY2015 Data Analysis
 - Demographics (National)
 - Payment Statistics (National)
- One year in: Lessons learned/Best practices
 - Good data tells a good story and can help improve victims services
 - Continuous improvement in reporting

INTROS

FFY2015 DATA

DEMOGRAPHICS

PAYMENT STATS

BEST PRACTICES/LESSONS LEARNED

FY2015 Victim Compensation Data Review

INTROS

FFY2015 DATA

DEMOGRAPHICS

PAYMENT STATS

BEST PRACTICES/LESSONS LEARNED

Victim Compensation Process

INTROS

FFY2015 DATA

DEMOGRAPHICS

PAYMENT STATS

BEST PRACTICES/LESSONS LEARNED



Population

Individuals: Number of individuals for whom an application was made for victim compensation benefits during the reporting period

Victims: Number of victims whose victimization is the basis for the application

INTROS

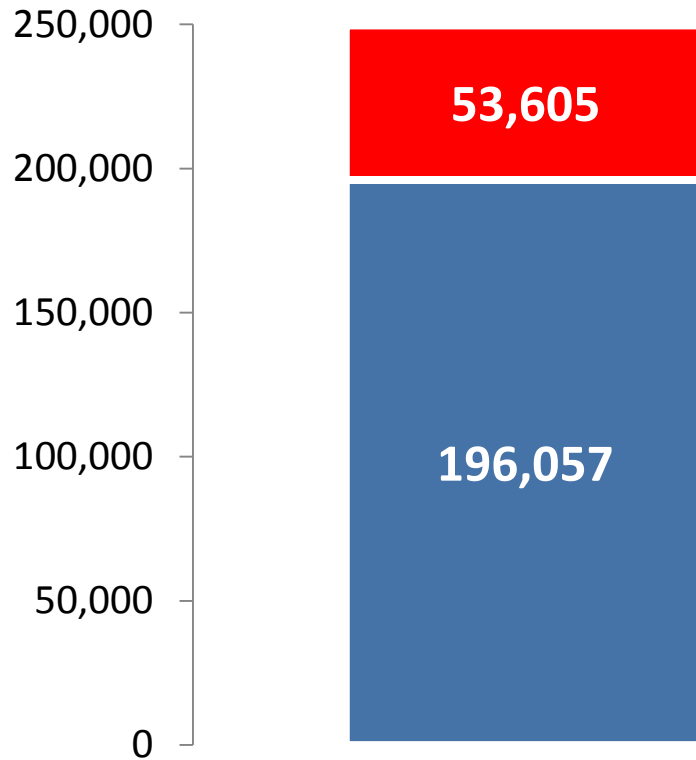
FFY2015 DATA

DEMOGRAPHICS

PAYMENT STATS

BEST PRACTICES/LESSONS LEARNED

Applications Made for Benefits in FFY2015



- Others who may receive benefits
- Victims whose victimization was the basis for the applications submitted

INTROS

FFY2015 DATA

DEMOGRAPHICS

PAYMENT STATS

BEST PRACTICES/LESSONS LEARNED



Program Procedure

Based on your program's general procedure, indicate if:

A. Only one application is usually counted per crime,

OR

B. Victims and indirect victims generally count as separate applications

INTROS

FFY2015 DATA

DEMOGRAPHICS

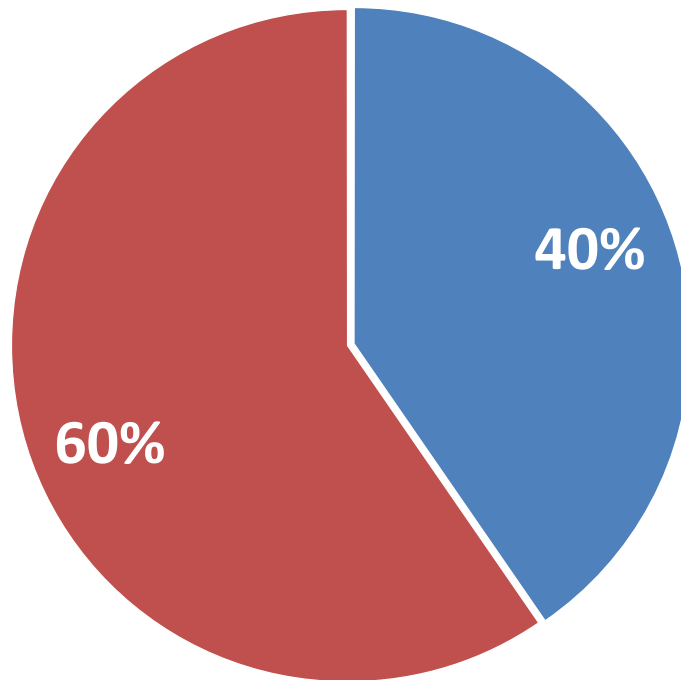
PAYMENT STATS

BEST PRACTICES/LESSONS LEARNED

Application Procedures Reported in FFY2015



Victim Compensation Application Procedure



- Only one application is usually counted per crime
- Victims and indirect victims generally count as separate applications

Total applications: 278,800

INTROS

FFY2015 DATA

DEMOGRAPHICS

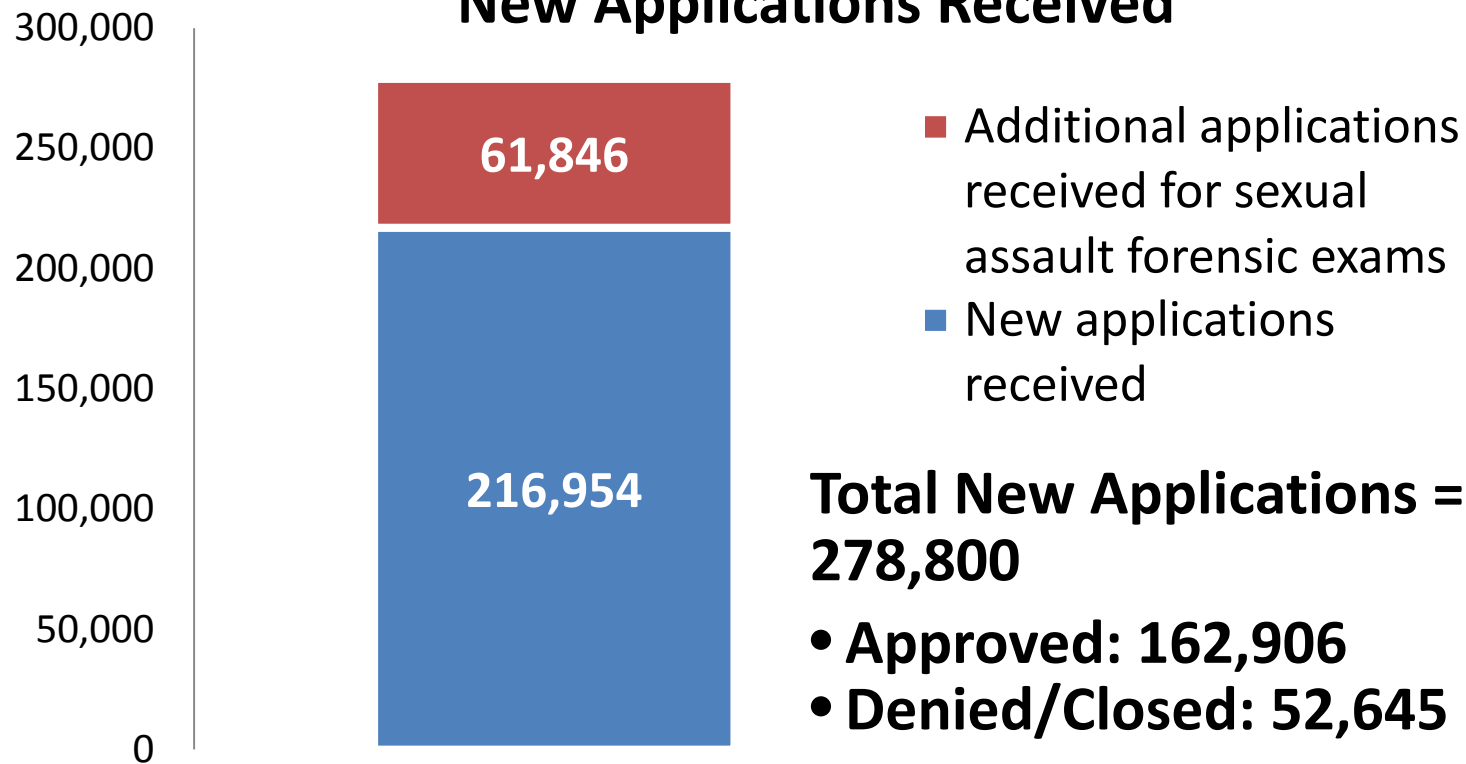
PAYMENT STATS

BEST PRACTICES/LESSONS LEARNED

New Applications Received FFY2015



New Applications Received



INTROS

FFY2015 DATA

DEMOGRAPHICS

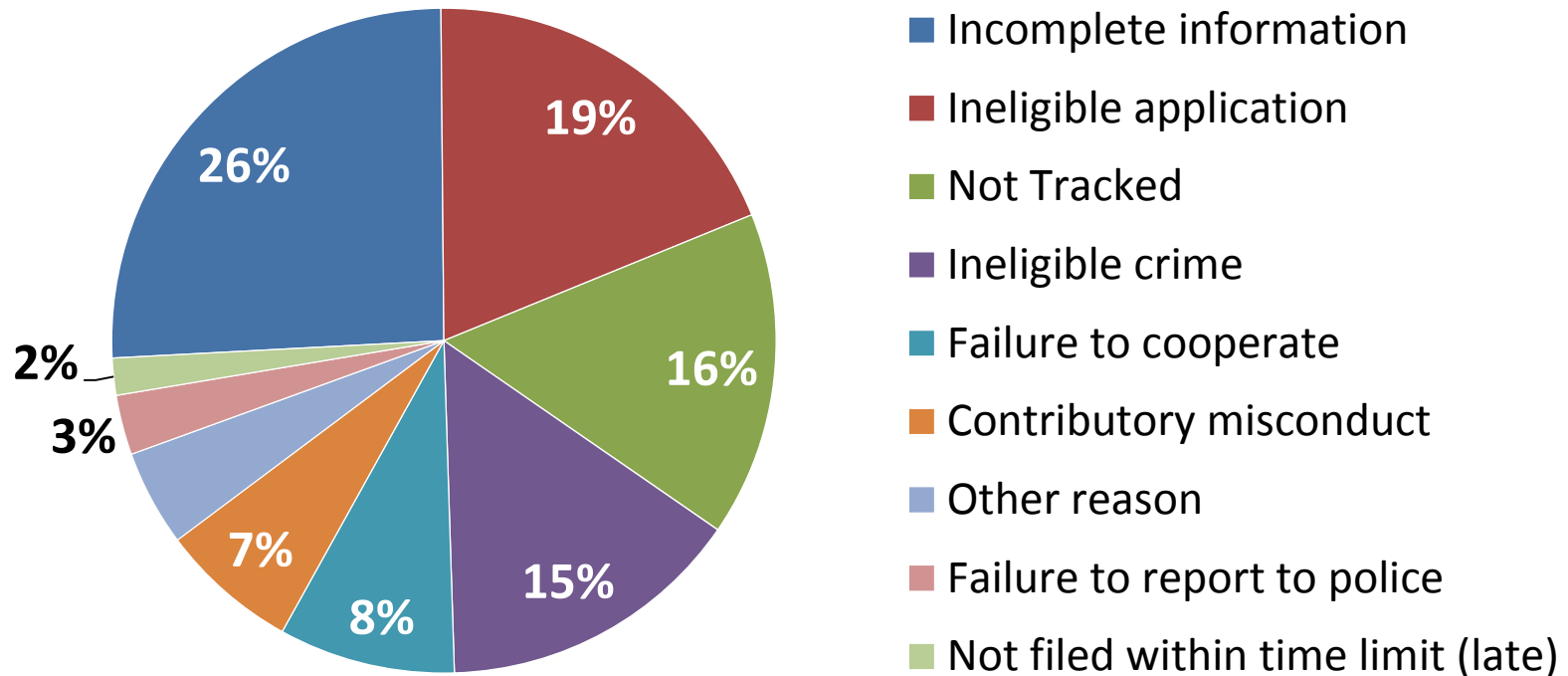
PAYMENT STATS

BEST PRACTICES/LESSONS LEARNED

Applications Received, Approved, and Denied/Closed in FFY2015



Reasons for Denying or Closing Applications; *N* = 49



INTROS

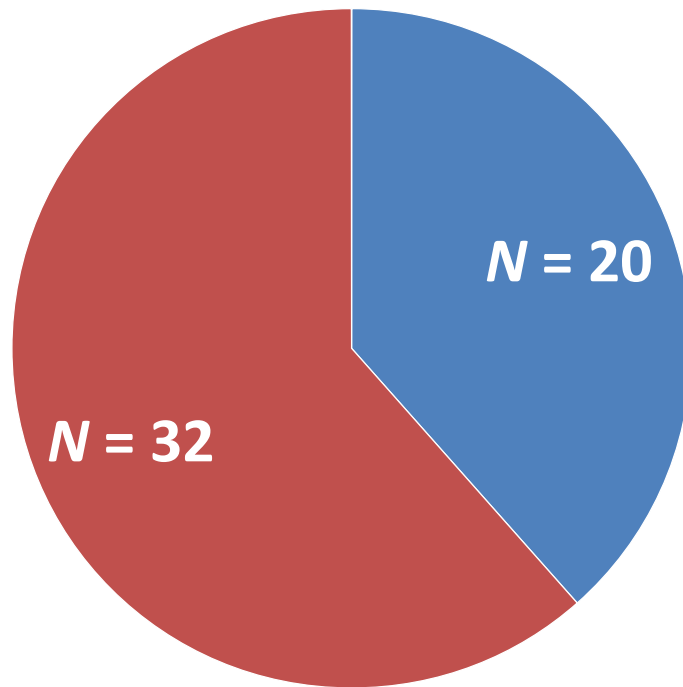
FFY2015 DATA

DEMOGRAPHICS

PAYMENT STATS

BEST PRACTICES/LESSONS LEARNED

Number of Grantees with a Separate Application Procedure for Sexual Assault Forensic Examinations (SAFEs)



- Standard application process
- Separate (third-party) application process

INTROS

FFY2015 DATA

DEMOGRAPHICS

PAYMENT STATS

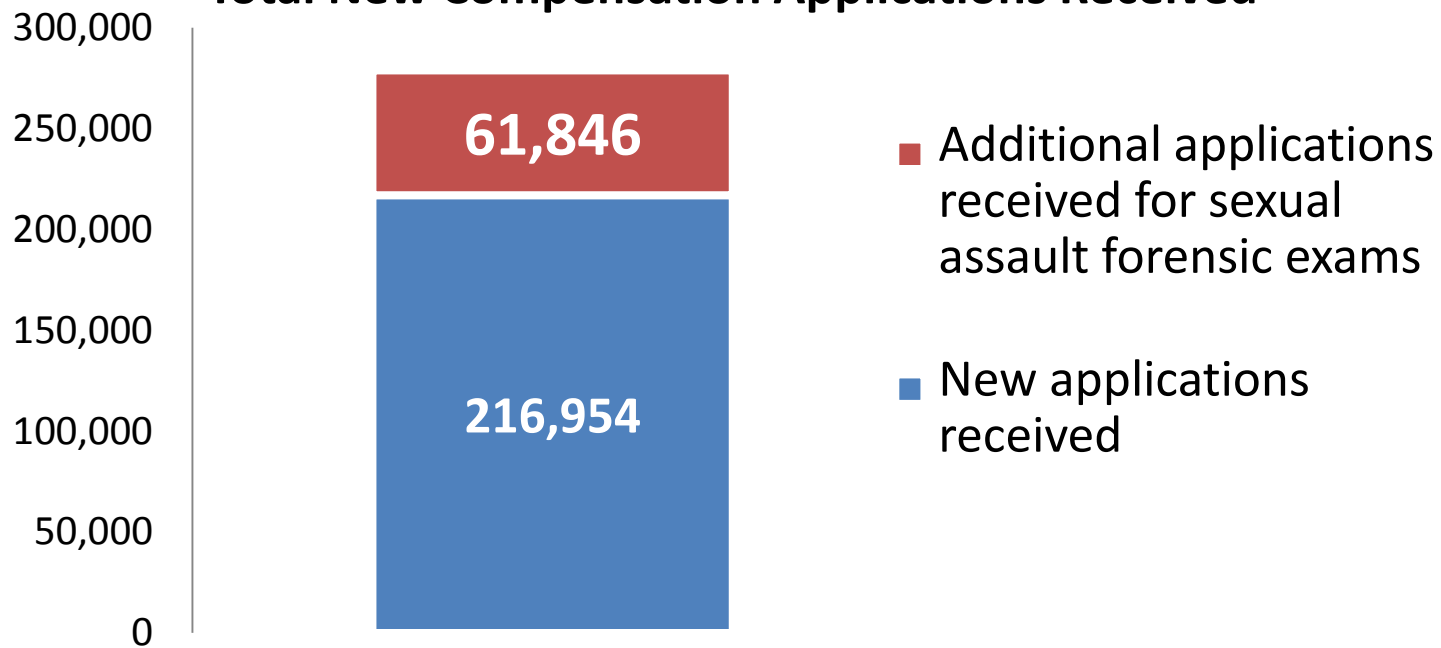
BEST PRACTICES/LESSONS LEARNED

Sexual Assault Forensic Examinations FFY2015



Number of applications for Sexual Assault Forensic Exams under Separate Procedure: **61,846**

Total New Compensation Applications Received



INTROS

FFY2015 DATA

DEMOGRAPHICS

PAYMENT STATS

BEST PRACTICES/LESSONS LEARNED

Victim Demographics

INTROS

FFY2015 DATA

DEMOGRAPHICS

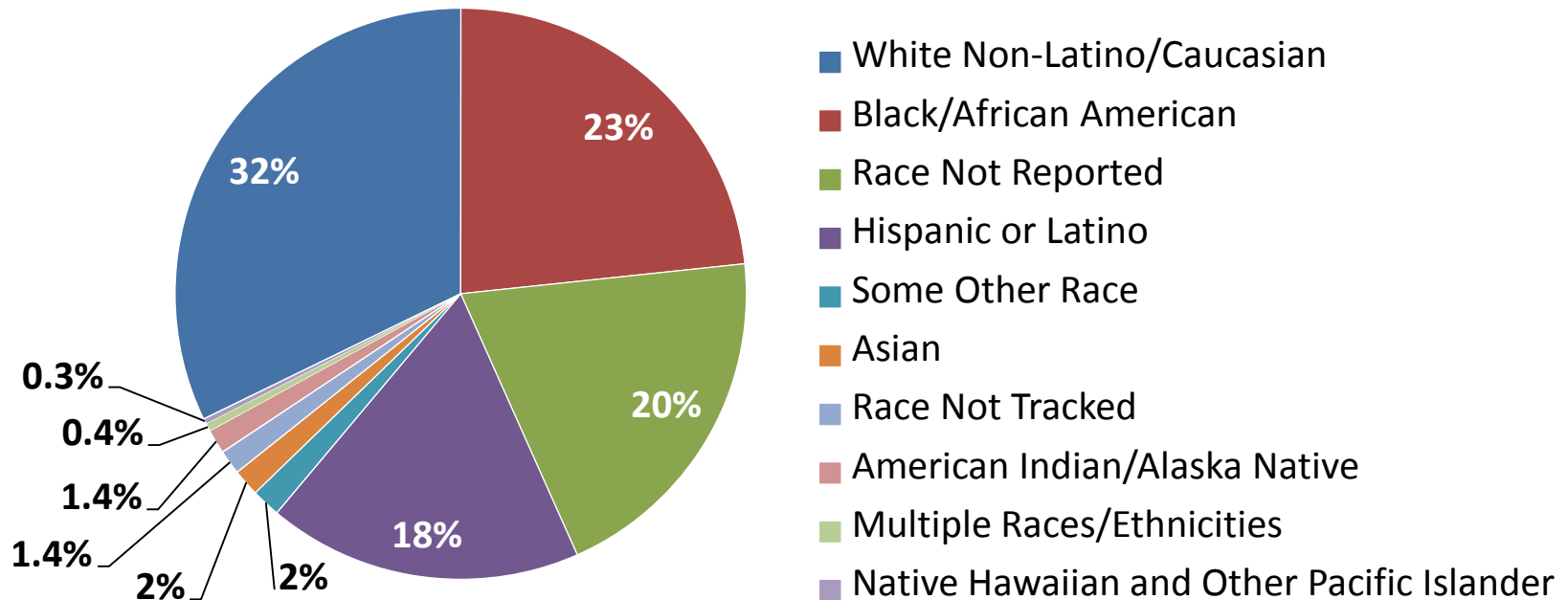
PAYMENT STATS

BEST PRACTICES/LESSONS LEARNED

Racial/Ethnic Composition of Victims Served in FFY2015



Race/Ethnicity of Victims Applying for Compensation; N = 41



41 of 52 grantees were tracking at least **some** racial/ethnic categories
11 of 52 grantees were not tracking **any** racial/ethnic categories at the end of FFY15

INTROS

FFY2015 DATA

DEMOGRAPHICS

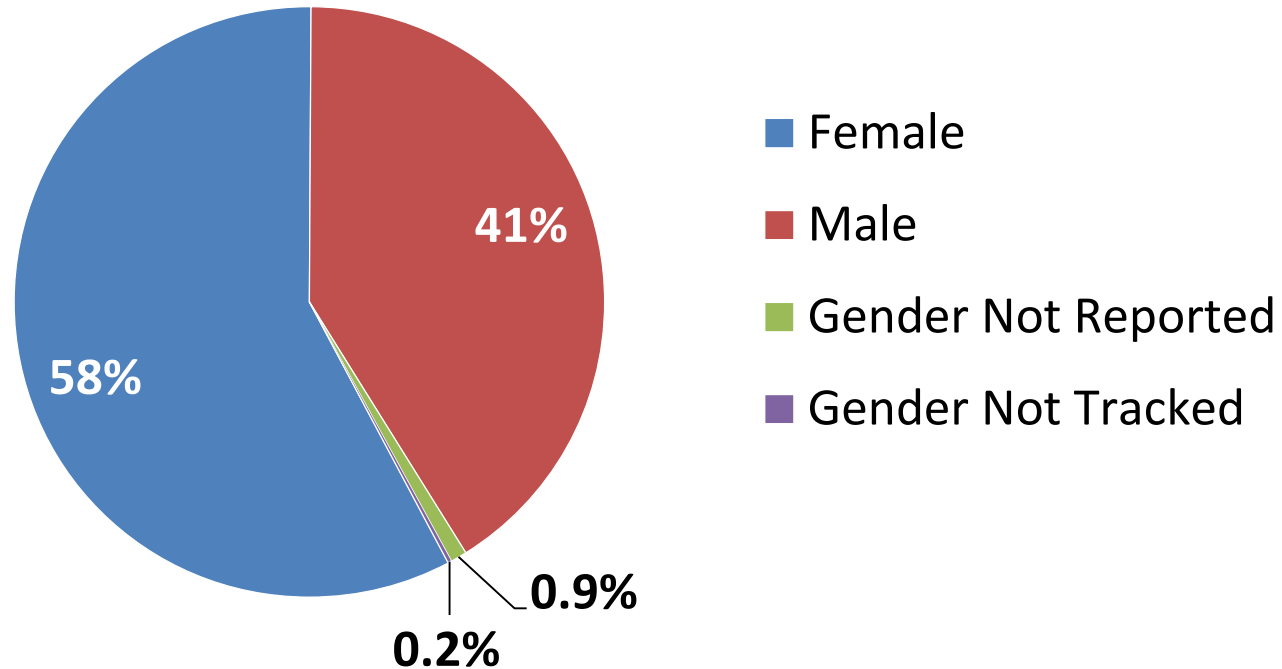
PAYMENT STATS

BEST PRACTICES/LESSONS LEARNED

Gender Composition of Victims Served in FFY2015



Gender of Victims Applying for Compensation; N = 44



8 of 52 grantees were **not tracking** gender at the end of FFY2015

INTROS

FFY2015 DATA

DEMOGRAPHICS

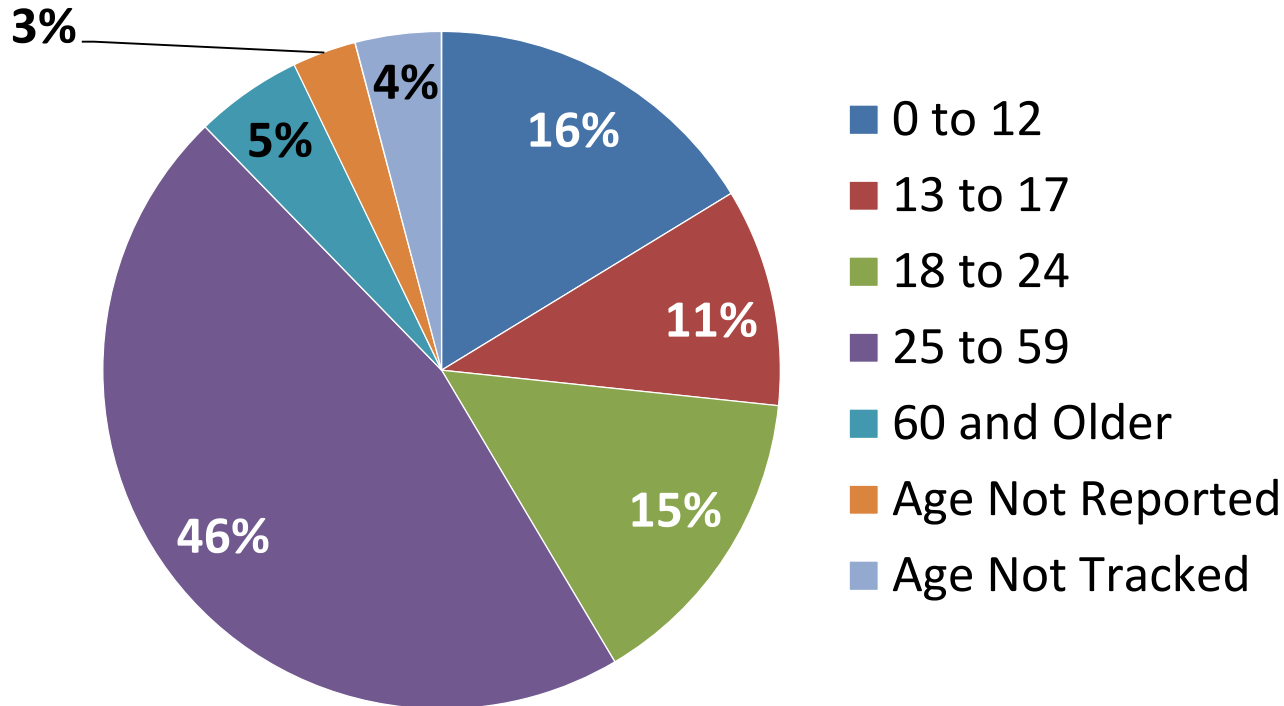
PAYMENT STATS

BEST PRACTICES/LESSONS LEARNED

Age Composition of Victims Served in FFY2015



Age of Victims Applying for Compensation; N = 43



9 of 52 of grantees were **not tracking** age

INTROS

FFY2015 DATA

DEMOGRAPHICS

PAYMENT STATS

BEST PRACTICES/LESSONS LEARNED

Payment Statistics

INTROS

FFY2015 DATA

DEMOGRAPHICS

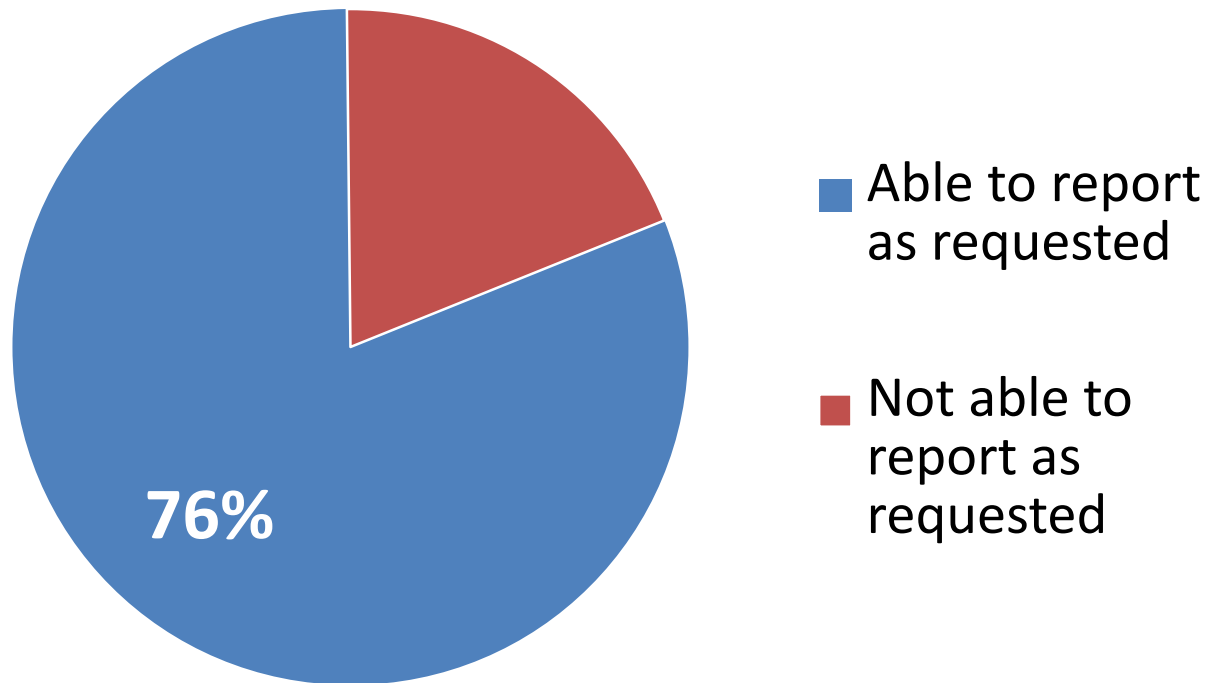
PAYMENT STATS

BEST PRACTICES/LESSONS LEARNED

Ability to Report Payment Statistics as Requested



Grantees able to report payment statistics as requested: **40 of 52**



INTROS

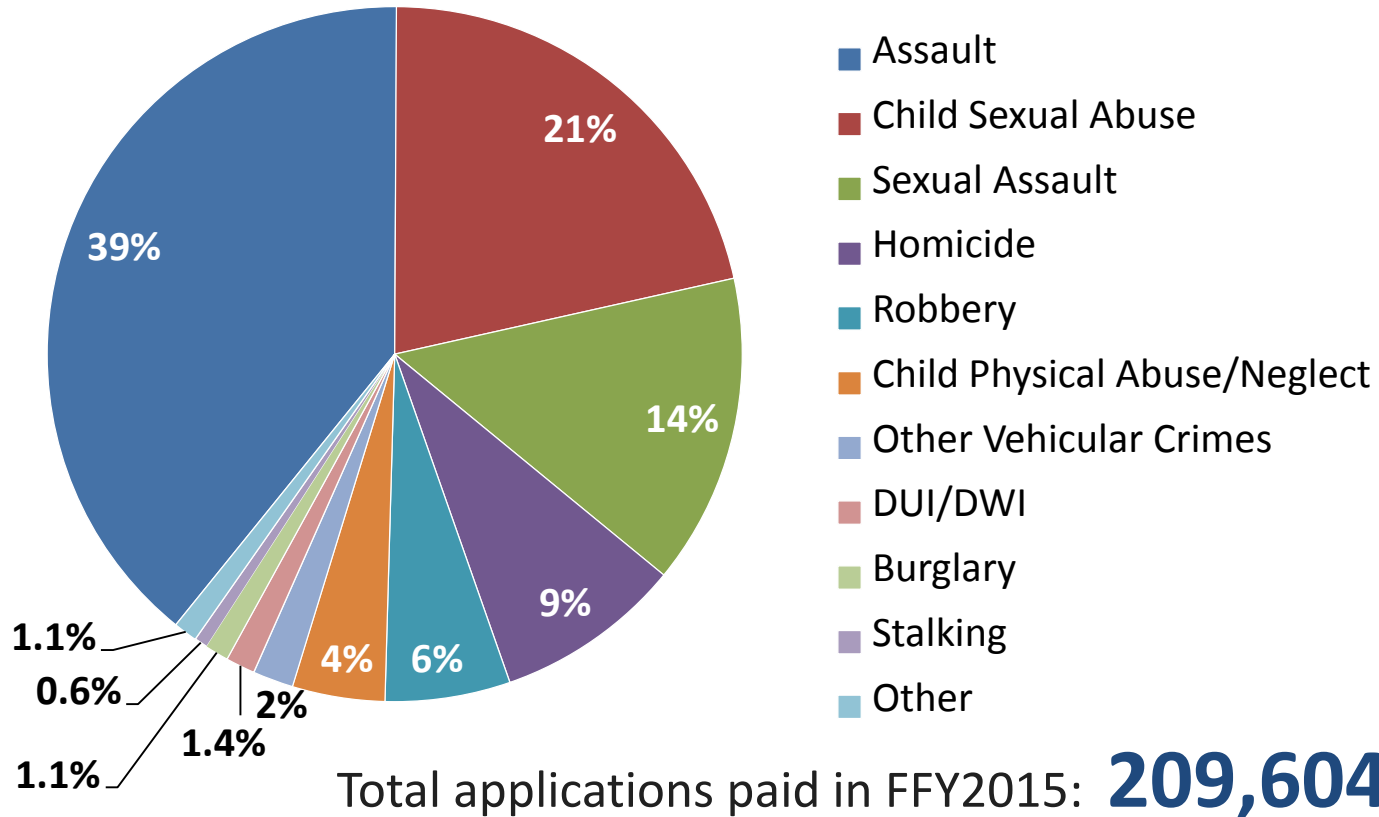
FFY2015 DATA

DEMOGRAPHICS

PAYMENT STATS

BEST PRACTICES/LESSONS LEARNED

Number of Applications Paid per Crime Type in FFY2015



INTROS

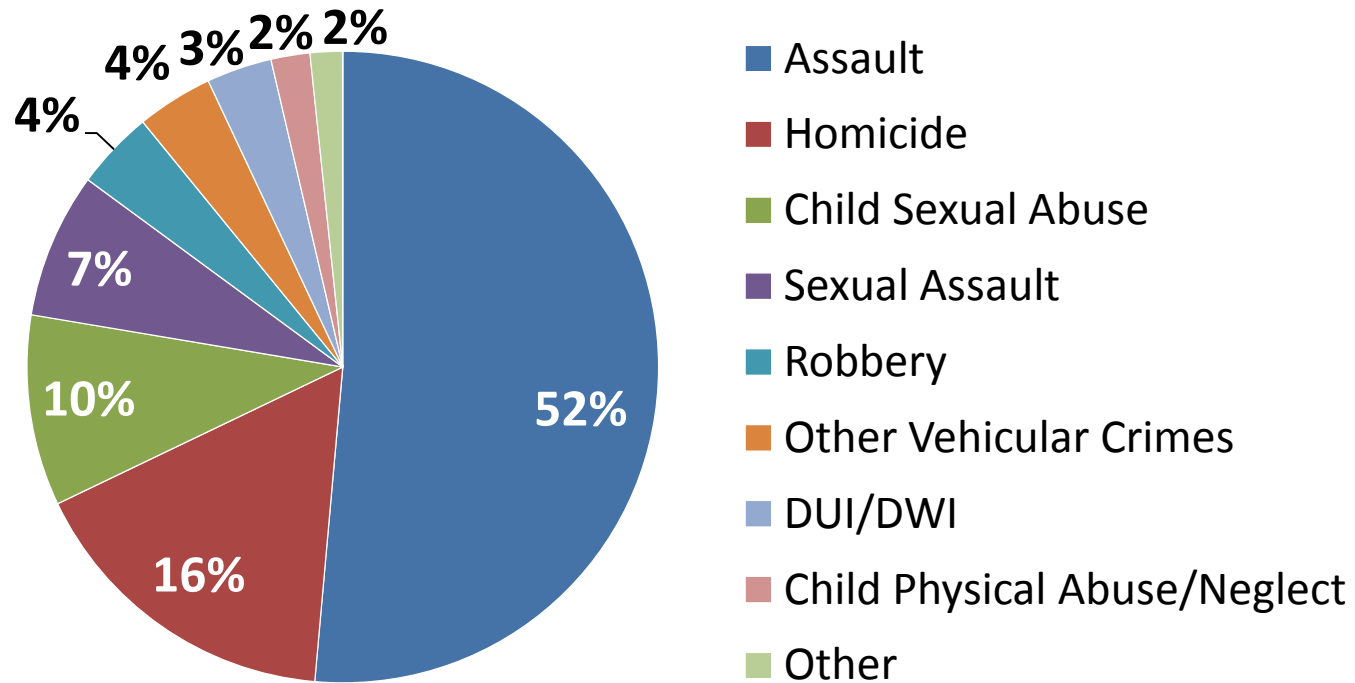
FFY2015 DATA

DEMOGRAPHICS

PAYMENT STATS

BEST PRACTICES/LESSONS LEARNED

Total Claims Paid per Crime Type in FFY2015



Total dollars paid in FFY2015: **\$344,697,242**

INTROS

FFY2015 DATA

DEMOGRAPHICS

PAYMENT STATS

BEST PRACTICES/LESSONS LEARNED

How prominent is each type of crime as a share of Compensation Claims?



- **Assault: 39% of applications, 52% of dollars paid**
- **Child Sexual Abuse: 21% of applications, 10% of dollars**
- **Homicide: 9% of applications, 16% of dollars**

Some figures may be related to types of expenses associated with each crime, and some may reflect service gaps depending on the crime.

INTROS

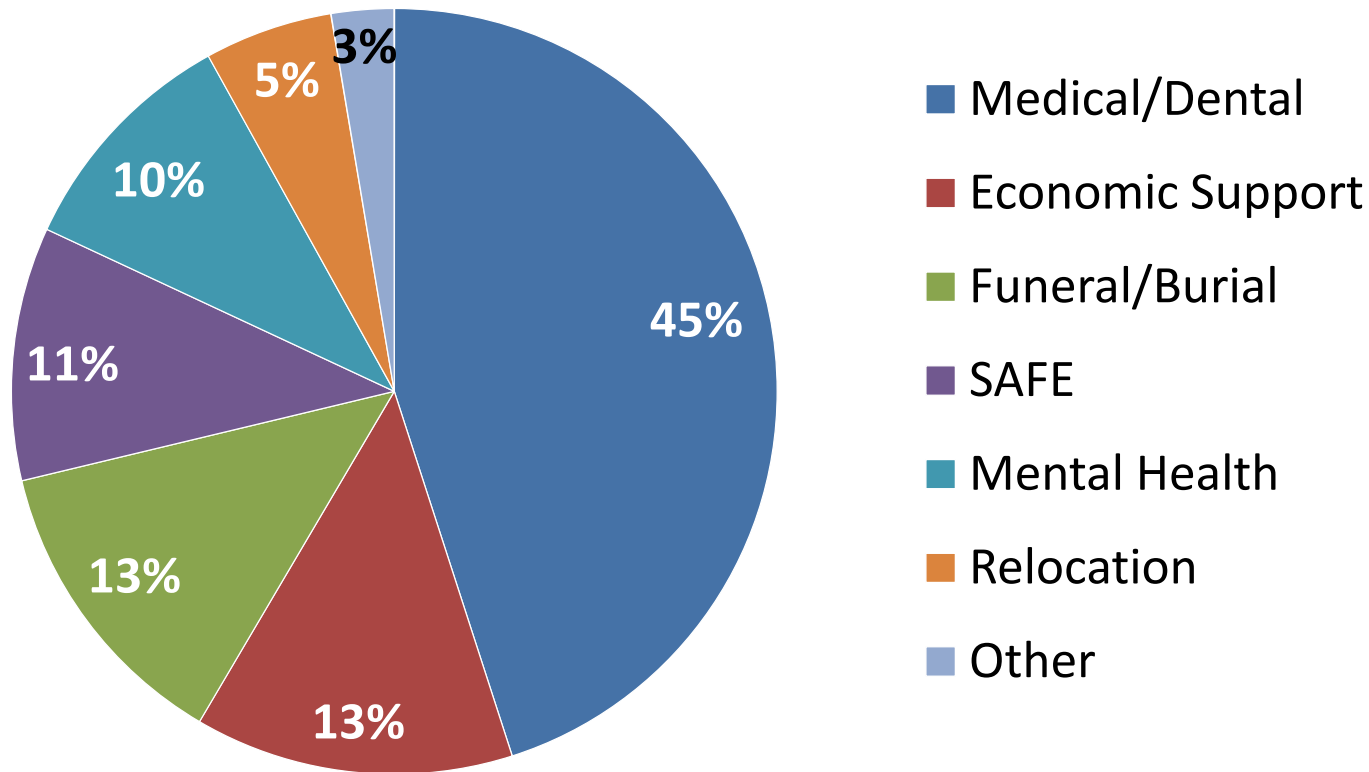
FFY2015 DATA

DEMOGRAPHICS

PAYMENT STATS

BEST PRACTICES/LESSONS LEARNED

Total Amount Paid per Expense Type in FFY2015



INTROS

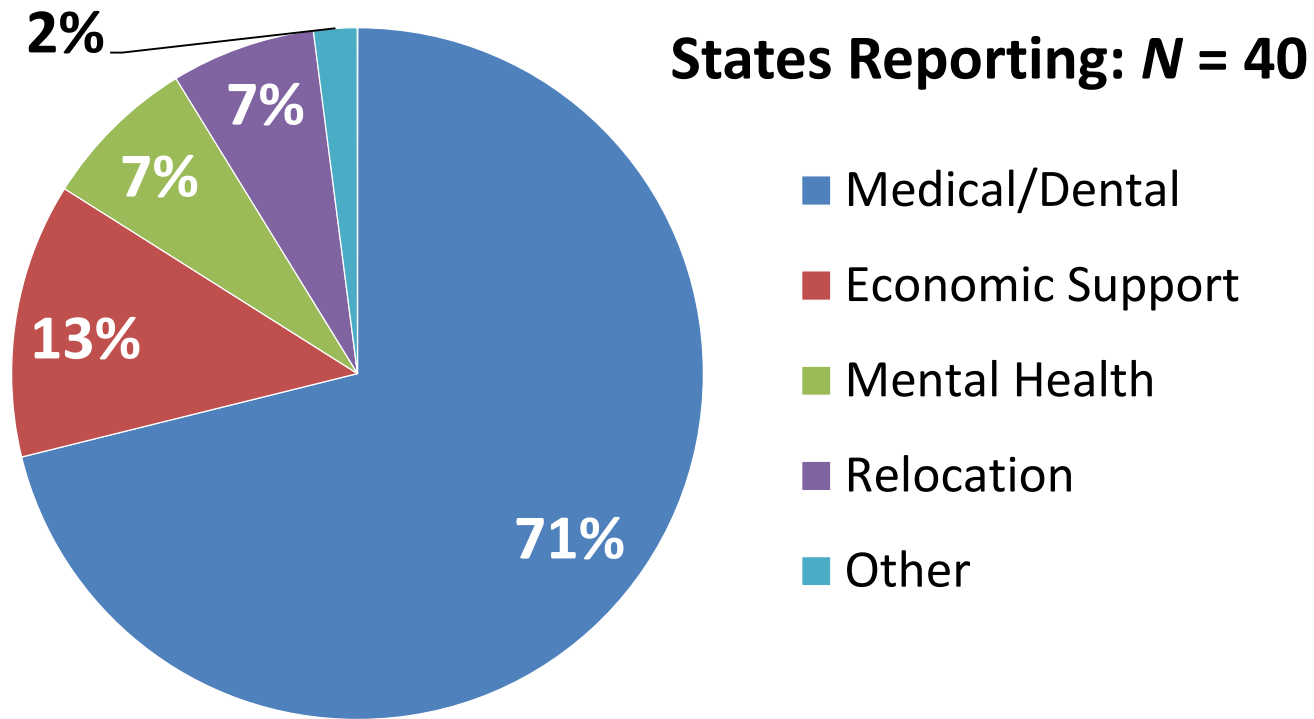
FFY2015 DATA

DEMOGRAPHICS

PAYMENT STATS

BEST PRACTICES/LESSONS LEARNED

Expenses Paid by Crime Type: Assault



*** 39% of applications, 52% of dollars, mostly medical expenses**

INTROS

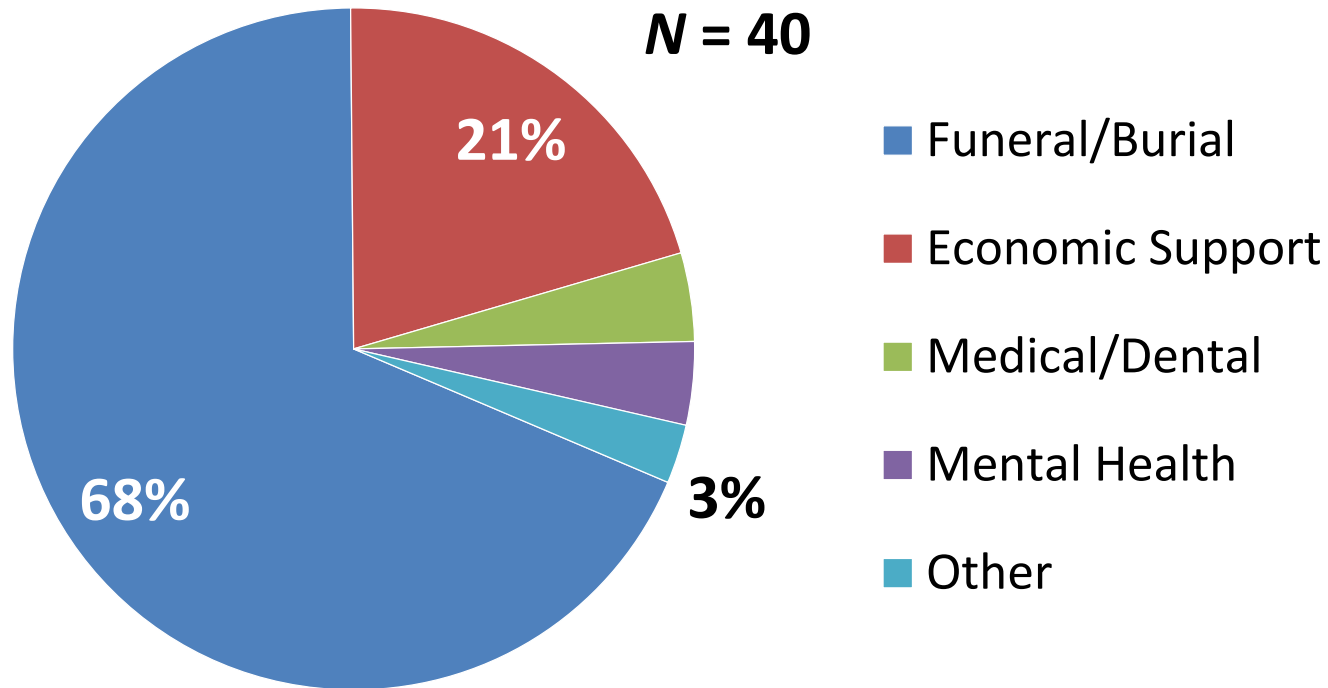
FFY2015 DATA

DEMOGRAPHICS

PAYMENT STATS

BEST PRACTICES/LESSONS LEARNED

Expenses Paid by Crime Type: Homicide



**** 9% of applications, 16% of dollars, mostly funeral expenses and economic support to survivors.***

INTROS

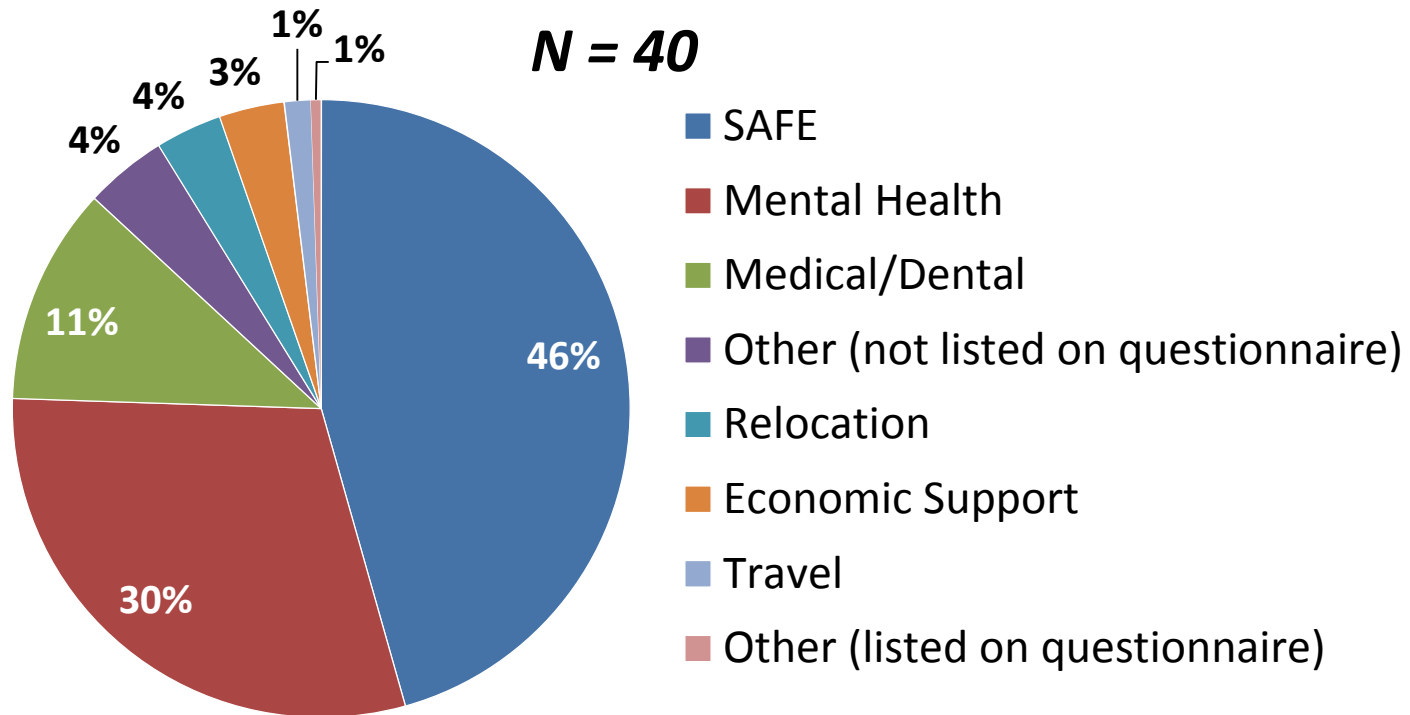
FFY2015 DATA

DEMOGRAPHICS

PAYMENT STATS

BEST PRACTICES/LESSONS LEARNED

Expenses Paid by Crime Type: Child Abuse



*** Child Sexual Abuse: 21% of applications, 10% of dollars. Child Abuse in general has mostly SAFEs and Mental Health expenses.**

INTROS

FFY2015 DATA

DEMOGRAPHICS

PAYMENT STATS

BEST PRACTICES/LESSONS LEARNED

Domestic and Family Violence Reported in FY2015



Crime Type	Total Claims Paid*	Claims Related to Domestic and Family Violence	Percent of Crime Type Related	Grantees Tracking
Assault	80,117	36,080	45%	36
Child Abuse/Neglect	7,547	1,729	23%	25
Child Sexual Abuse	39,911	3,517	9%	31
Homicide	17,473	1,735	10%	36
Kidnapping	810	509	37%	28
Sexual Assault	26,366	2,097	8%	32
Stalking	1,244	748	60%	24

* Among grantees who tracked domestic and family violence in one or more reporting periods

41,332 claims, or 14.8% of all Comp expenses nationally, were related to Domestic Violence and these 3 crime types.

INTROS

FFY2015 DATA

DEMOGRAPHICS

PAYMENT STATS

BEST PRACTICES/LESSONS LEARNED

Other Victimization Types by Crime Type



- **Bullying**
- **Elder Abuse/ Neglect**
- **Hate Crimes**
- **Mass Violence**
- **How might we better count how many of each *crime type* (e.g. assault, homicide, fraud) fall under each of these emerging *victimization types* that are gaining prominence nationally?**

Best Practices and Lessons Learned



- Good data tells a good story and can help improve victims services
 - Demographics
 - Applications
 - Expenses Paid
 - Crime Type
 - Victimization Type
- Continuous improvement in reporting
 - NT, NR, Zero
 - Updating systems

INTROS

FFY2015 DATA

DEMOGRAPHICS

PAYMENT STATS

BEST PRACTICES/LESSONS LEARNED

FFY2015 State Reports

INTROS

FFY2015 DATA

DEMOGRAPHICS

PAYMENT STATS

BEST PRACTICES/LESSONS LEARNED



Reporting Schedule

Reporting Period	Type of Data Required	PMT Due Date	Upload to GMS? When?
October 1–December 31	Program Performance Measures	February 15	No
January 1–March 31	Program Performance Measures	May 15	No
April 1–June 30	Program Performance Measures	August 15	No
July 1–September 30	Program Performance Measures <i>and</i> Narrative	November 15	Yes (December 30)

INTROS

FFY2015 DATA

DEMOGRAPHICS

PAYMENT STATS

BEST PRACTICES/LESSONS LEARNED

Technical Assistance for Victim Compensation



OVC Performance Measurement Tool (PMT):

<https://www.ovcpmt.org>

OVC PMT Help Desk:

1 (844) 884-2503

8:30 a.m.– 5:30 p.m. EST

ovcpmt@csrincorporated.com

INTROS

FFY2015 DATA

DEMOGRAPHICS

PAYMENT STATS

BEST PRACTICES/LESSONS LEARNED



OVC Contact Information

Marilyn Roberts

Deputy Director, Office for Victims of Crime

Marilyn.Roberts@ojp.usdoj.gov

Jim Simonson

Director of Operations/Associate Director,
Office for Victims of Crime

James.Simonson@usdoj.gov

INTROS

FFY2015 DATA

DEMOGRAPHICS

PAYMENT STATS

BEST PRACTICES/LESSONS LEARNED