



Helping Crime Survivors Find Their Justice

A Year in Review: Victims of Crime Act Victim Compensation Formula Grant Program

OVC Performance Management Team
Abria Humphries

Panelists

Abria Humphries

Research Associate, Performance Management Team (Contractor Support), Office for Victims of Crime (OVC)

Kerry Luper

Grants Program Specialist, State Resources Division, OVC

Virginia Ward

Task Lead, Performance Management Team (Contractor Support), OVC

Aubrey Sneesby

Senior Research Associate, Performance Management Team (Contractor Support), OVC

Ashley Ellis

Performance Management Specialist, OVC

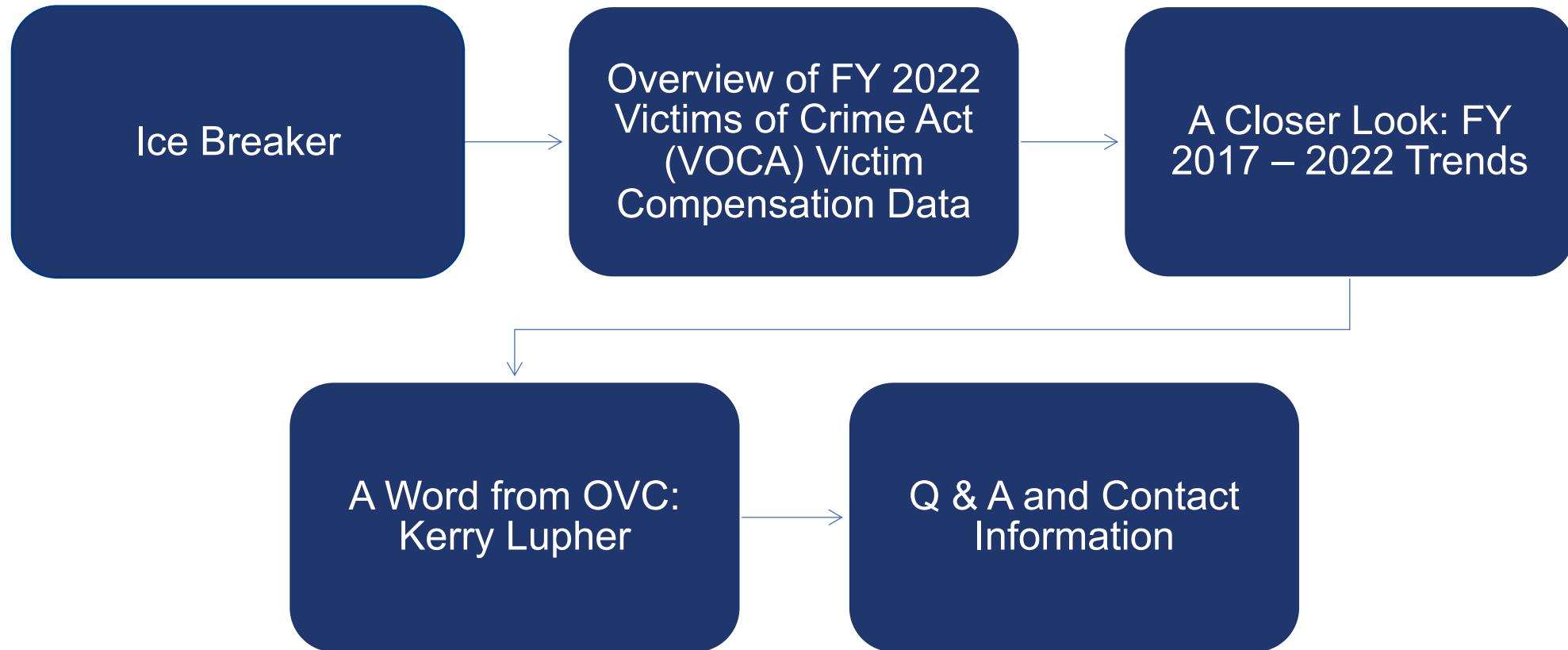


Helping Crime Survivors Find Their Justice

Takeaways

- Understand the landscape of victims served and services facilitated in fiscal year (FY) 2022 and years prior
- Highlight purpose of compensation program and hard work of state administering agencies (SAAs)
- Collaborate with fellow SAAs about policy and law changes affecting abilities to connect victims with compensation

Agenda



Ice Breaker



Helping Crime Survivors Find Their Justice



How the Victim Compensation Data is Used

- Respond to data requests from federal staff
 - Violent crime victims served
 - Fraud or financial crimes related to elder abuse
- Inform the President's budget
- Inclusion in the Principal Deputy Assistant Attorney General Weekly Email
- Respond to Freedom of Information Act requests
- Supplement information for Government Accountability Office requests



Helping Crime Survivors Find Their Justice

Limitations of Victim Compensation Performance Measure Data

- Applications and claims can be processed, approved, or denied across quarters and even fiscal years
 - Demographics for applications cannot be tracked
- Not all SAAs can report on expenses paid by crime type
- Crime type categorizations and definitions may vary by SAA
- Application processing times differ by state or territory
 - Date of victim intake or phone call
 - When the police report was included

Overview of FY 2022 Victim Compensation Data

Application and Claim Data



Helping Crime Survivors Find Their Justice

Applications Submitted in FY 2022

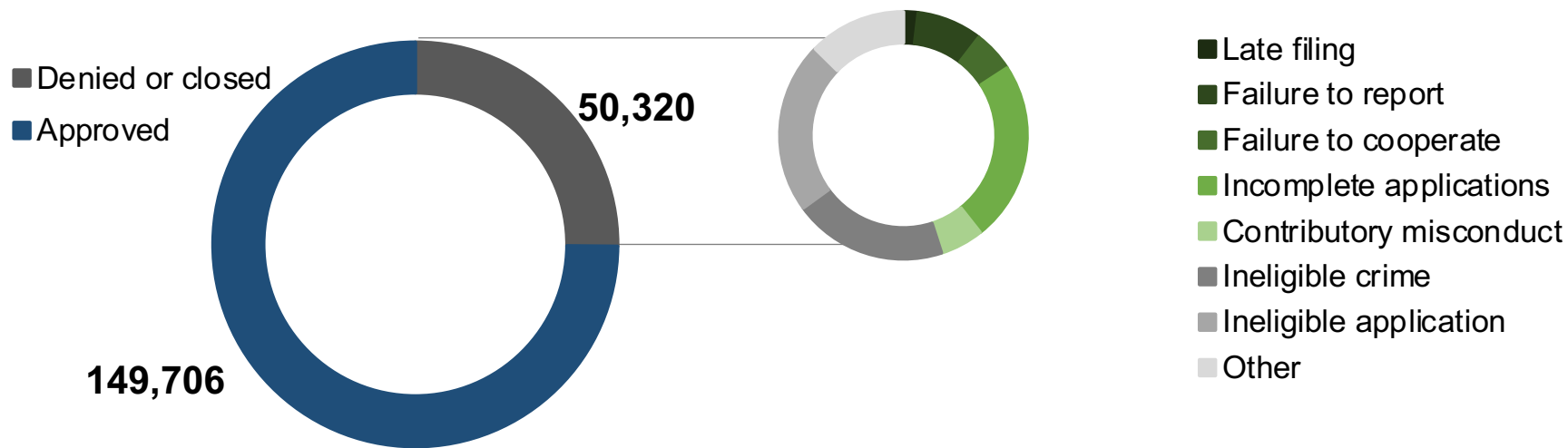
237,709

People for whom an application was submitted for compensation benefits

200,287

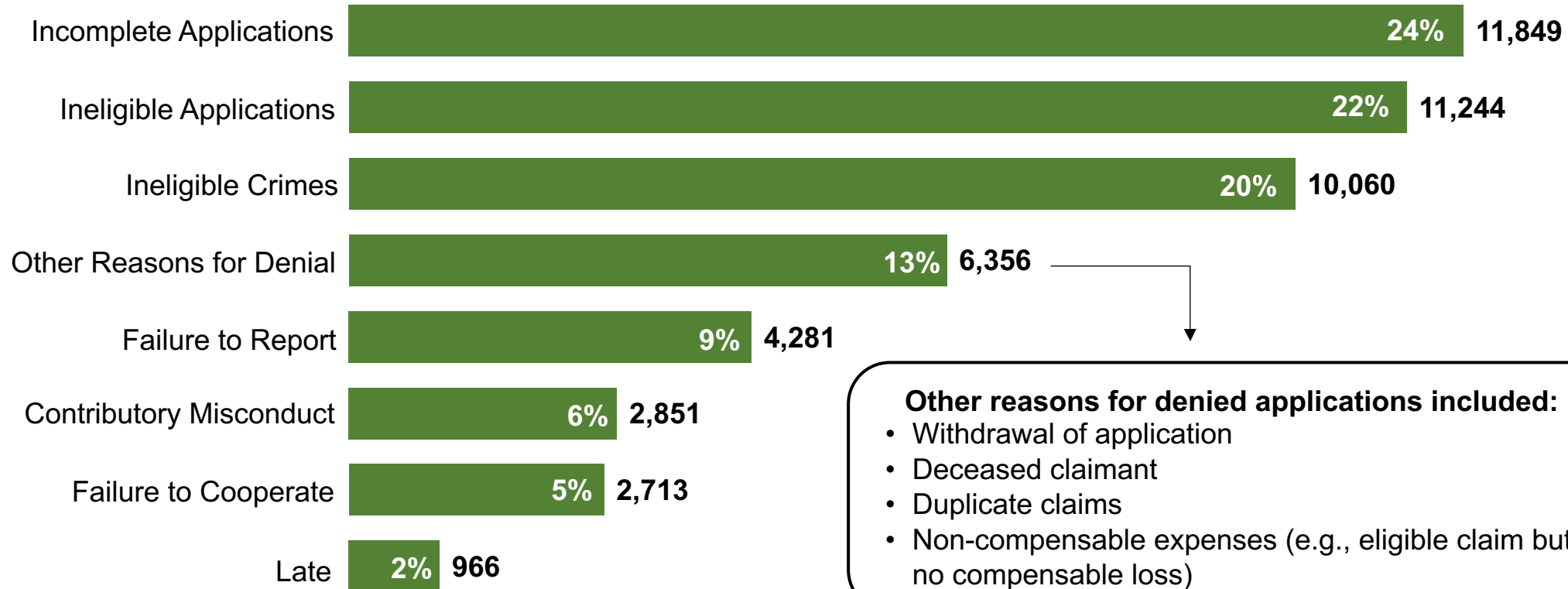
Victims whose victimization was the basis for the application

Applications Approved and Denied in FY 2022

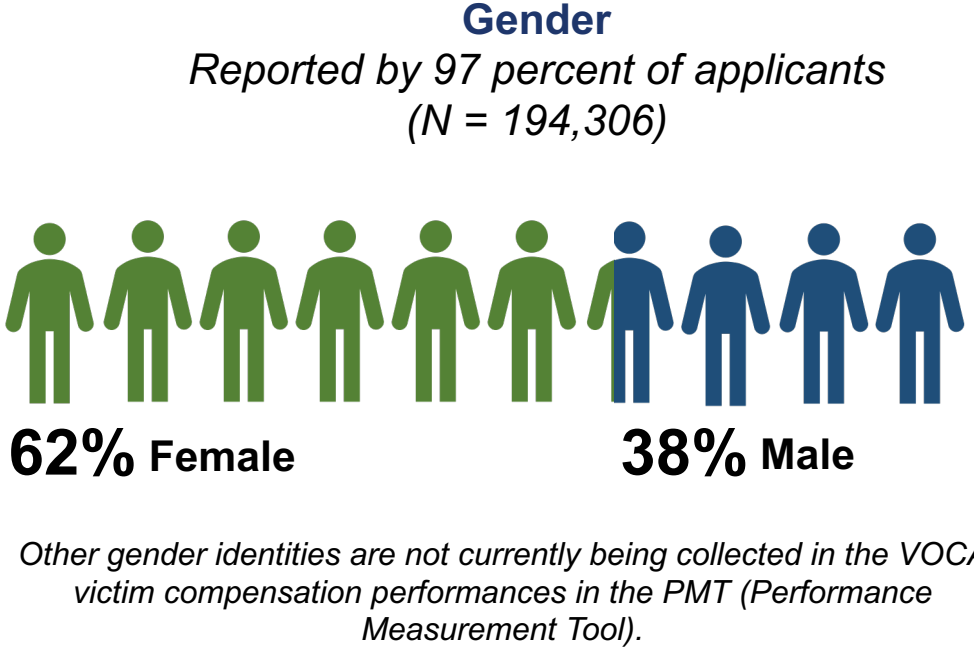
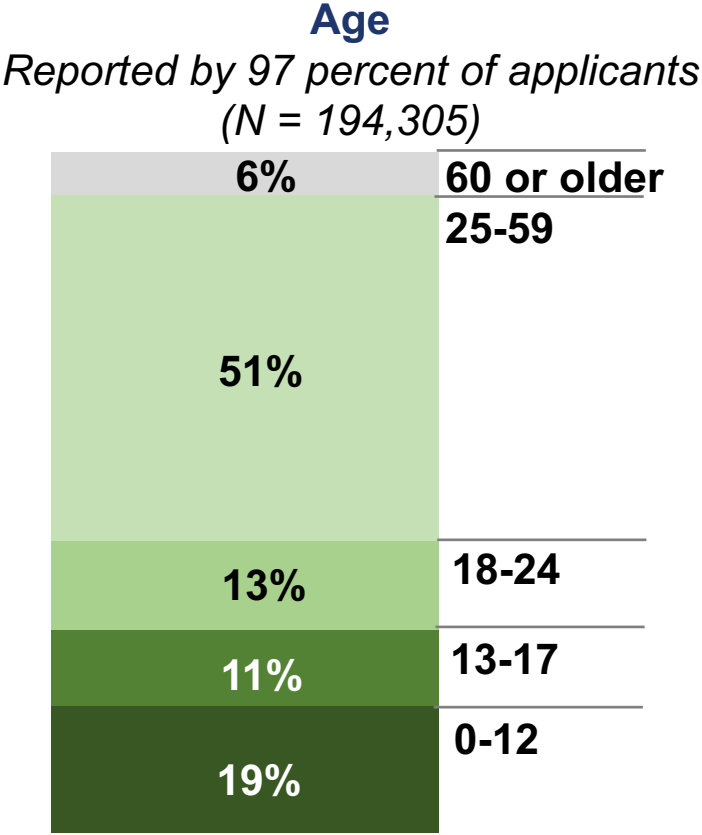


Denied Applications in FY 2022

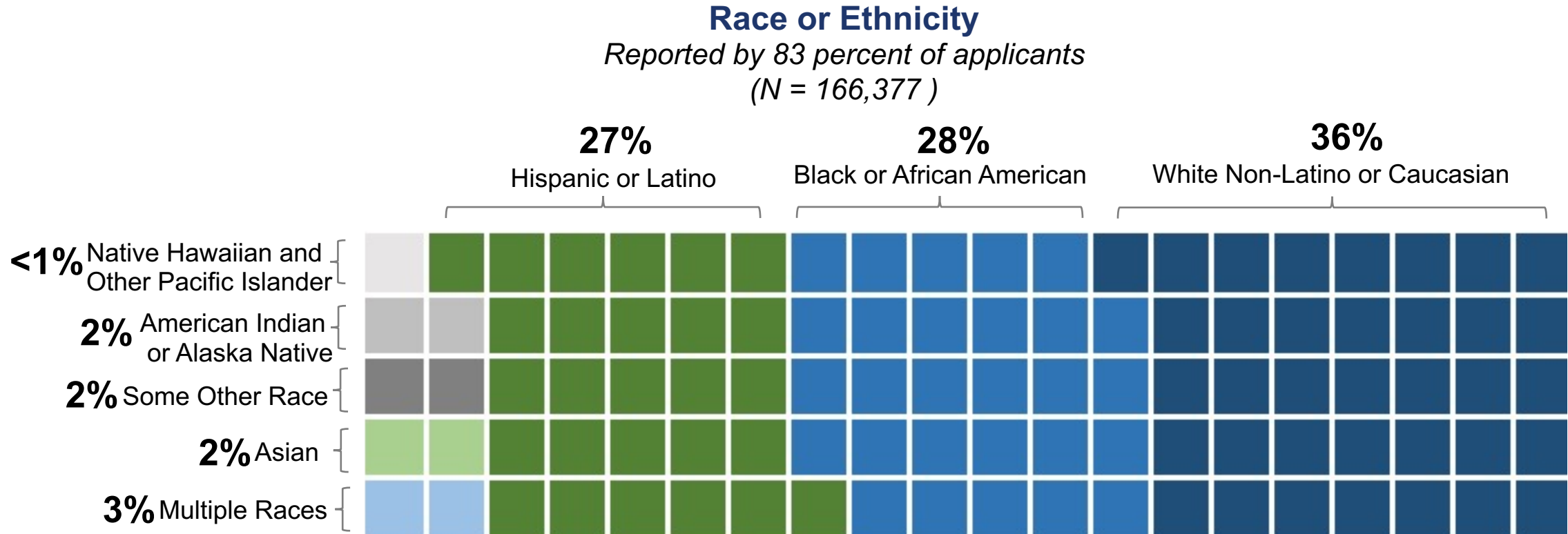
Reasons for Applications Denied in FY 2022 (N = 50,320)



Age and Gender Demographics of Compensation Applications in FY 2022

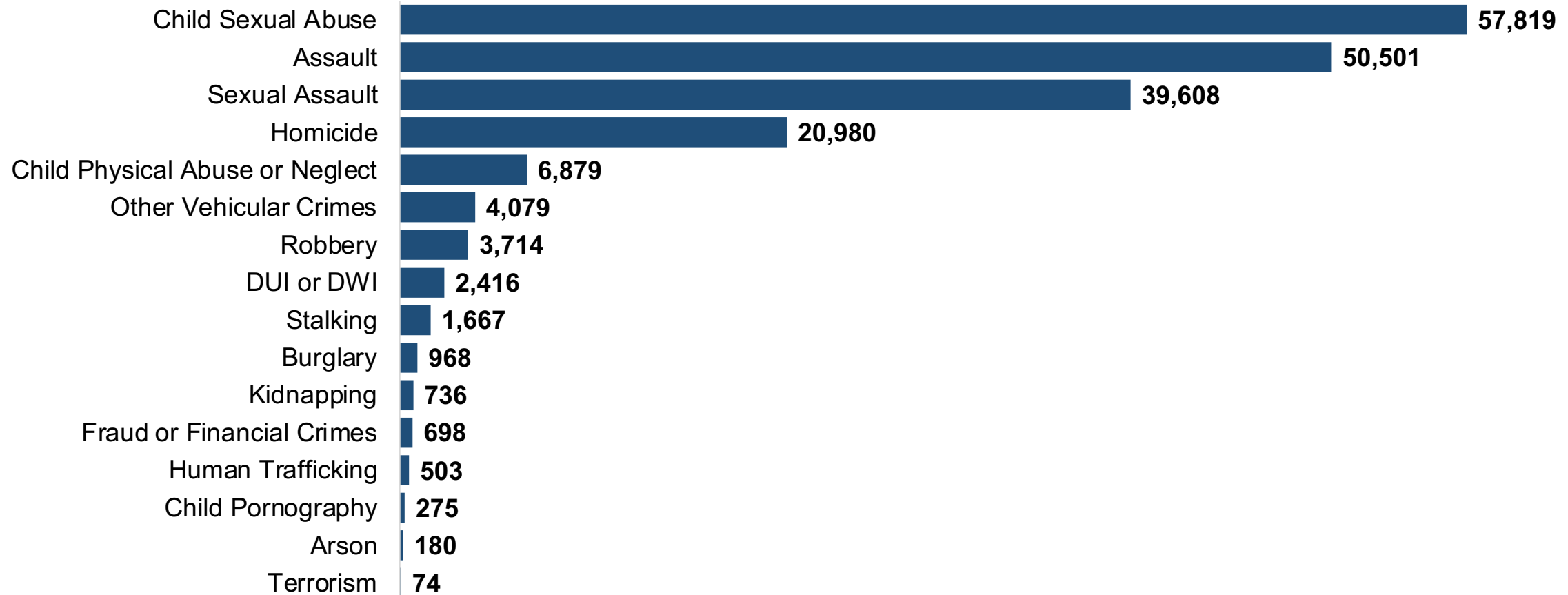


Race or Ethnicity Demographics of Compensation Applications in FY 2022



Claims Paid by Crime Type in FY 2022

Claims Paid by Crime Type
(N = 191,097)



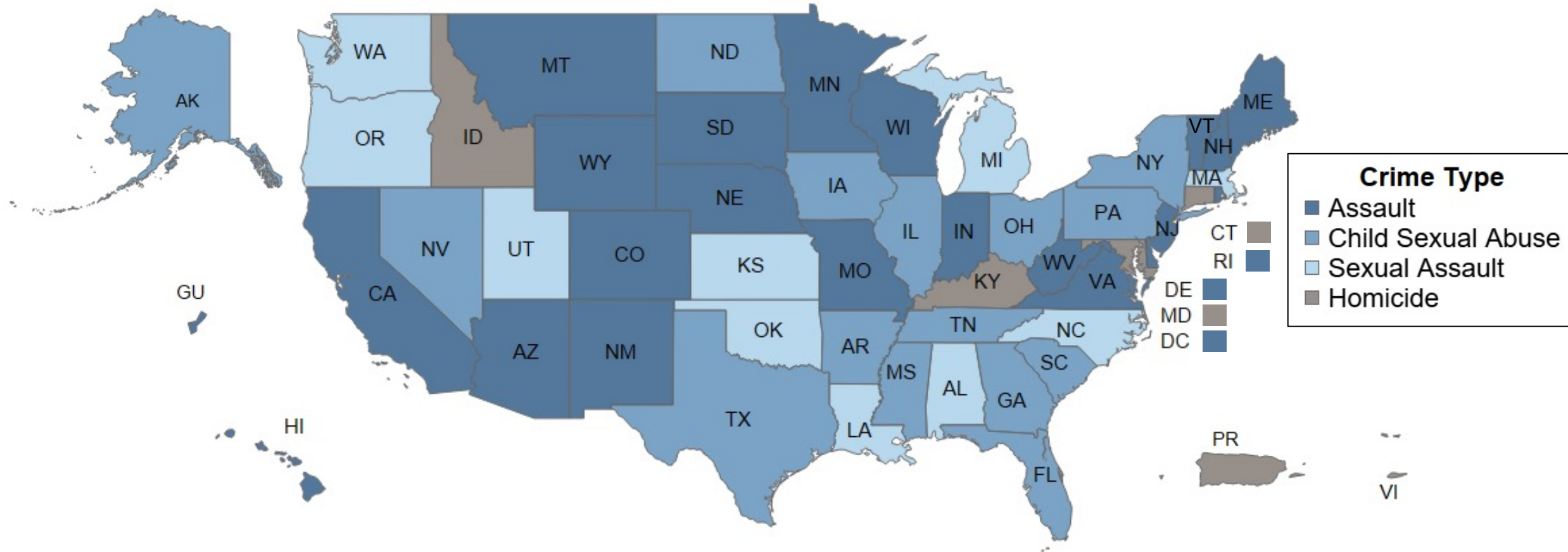
Most Common Expenses Paid by Crime Type

Arson	Medical or Dental (\$92K)	Homicide	Funeral or Burial (\$73.4M)
Assault	Medical or Dental (\$80.5M)	Human trafficking	Economic Support (\$2.3M)
Burglary	Medical or Dental (\$223K)	Kidnapping	Medical or Dental (\$267K)
Child Physical Abuse or Neglect	Mental Health (\$1.7M)	Other Vehicular Crimes	Medical or Dental (\$9.0M)
Child Pornography	Mental Health (\$119K)	Robbery	Medical or Dental (\$5.1M)
Child Sexual Abuse	Sexual Assault Forensic Exams (\$27.3M)	Sexual Assault	Sexual Assault Forensic Exams (\$29.3M)
DUI or DWI	Medical or Dental (\$5.9M)	Stalking	Other (\$1.9M)
Fraud or Financial Crimes	Economic Support (\$588K)	Terrorism	Medical or Dental (\$69K)

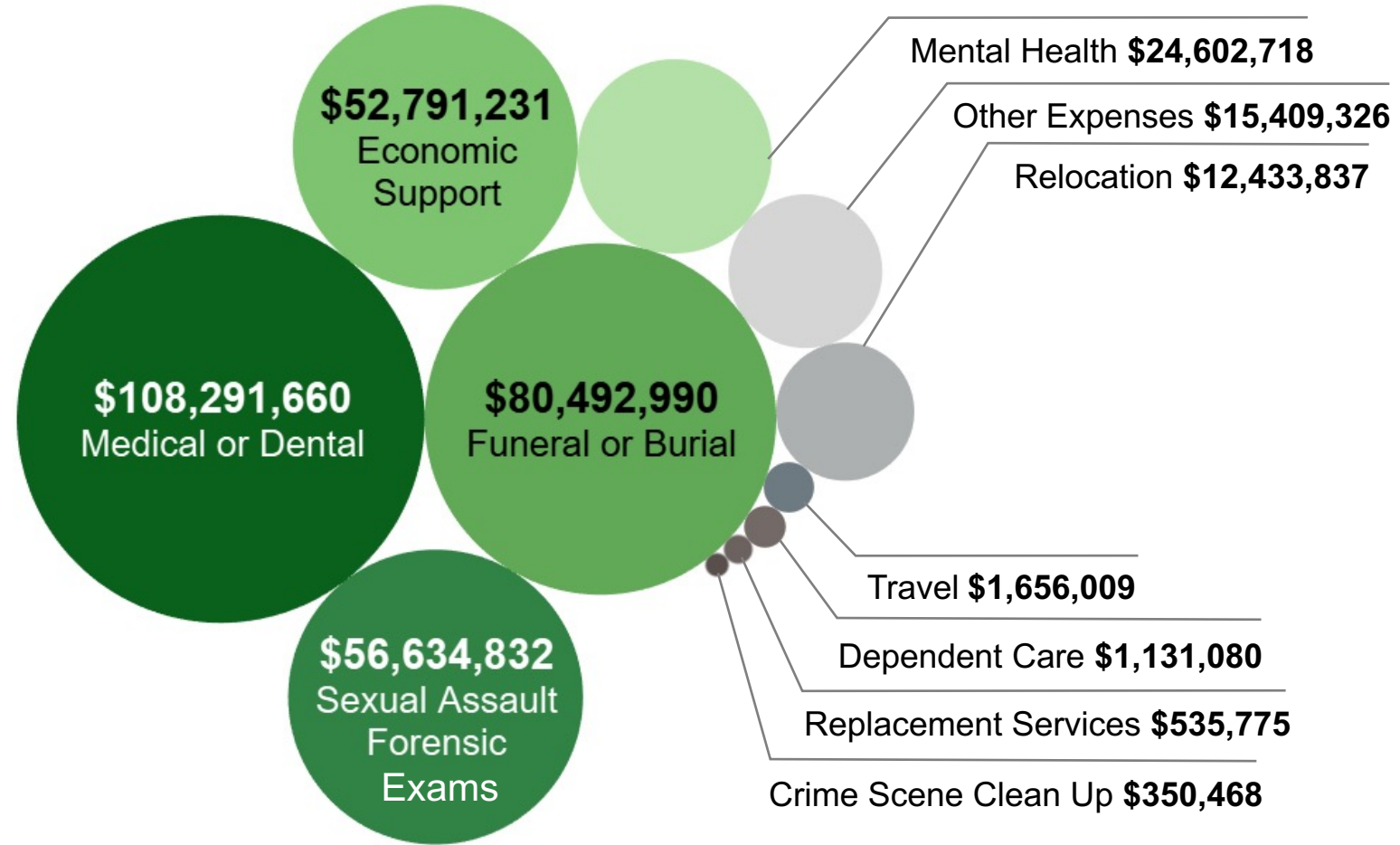
Most Common Expenses Paid by Crime Type

Arson	Medical or Dental (\$92K)	Homicide	Funeral or Burial (\$73.4M)
Assault	Medical or Dental (\$80.5M)	Human trafficking	Economic Support (\$2.3M)
Burglary	Medical or Dental (\$223K)	Kidnapping	Medical or Dental (\$267K)
Child Physical Abuse or Neglect	Mental Health (\$1.7M)	Other Vehicular Crimes	Medical or Dental (\$9.0M)
Child Pornography	Mental Health (\$119K)	Robbery	Medical or Dental (\$5.1M)
Child Sexual Abuse	Sexual Assault Forensic Exams (\$27.3M)	Sexual Assault	Sexual Assault Forensic Exams (\$29.3M)
DUI or DWI	Medical or Dental (\$5.9M)	Stalking	Other (\$1.9M)
Fraud or Financial Crimes	Economic Support (\$588K)	Terrorism	Medical or Dental (\$69K)

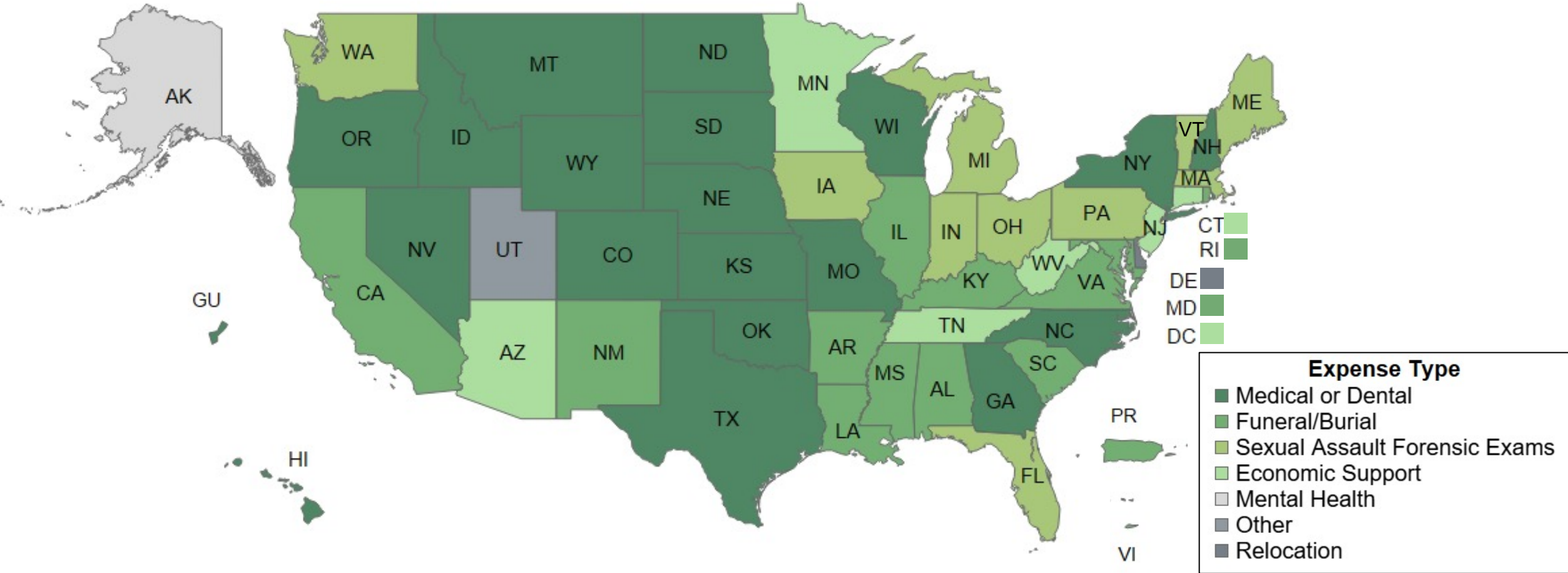
Top Crime Type Reported, by State and Territory in FY 2022



Expenses Paid in FY 2022



Top Expense Paid, by State and Territory in FY 2022



Discussion Topic #1



Name one way you currently use your victim compensation data and one way you plan to use it in the future.



Overview of FY 2022 Victim Compensation Data

Narrative Responses



Helping Crime Survivors Find Their Justice

Emerging Issues and Notable Trends

Please describe any emerging/major issues or notable trends that were encountered in your state that had an impact on your program's ability to meet the needs of crime victims.

Emerging Issues and Notable Trends

Please describe any emerging or major issues or notable trends that were encountered in your state that had an impact on your program's ability to meet the needs of crime victims.

Policy

- Making electronic transfers a permanent method of claims payments
- Awarding of Indian Nation lands causing cases to be challenged or re-tried
- Receiving funds from state programs interfering with victims' abilities to receive compensation funding



Claims and Resources

- General increase in claims as COVID restrictions lift
- Increase in motor vehicle needs or repairs
- Increase relocation assistance
- Emergency awards requests have remained consistent
- Decrease and/or change in affordable housing
- High claims backlog



Emerging Issues and Notable Trends

Please describe any emerging or major issues or notable trends that were encountered in your state that had an impact on your program's ability to meet the needs of crime victims.

Staffing

- Consistent or increasing caseloads with minimal staff
- Caseloads increasing for staff due to mass violence incidents
- Significant staff turnover



Revenue

- Compensation funding decreasing due to decreases in crime rate and decriminalization of certain offenses
- Increase in claims without increase in revenue
- Revenue collection has decreased from courts not working at full capacity



Laws, Initiatives, or Policy Changes

Were there any laws, initiatives, or policy changes in your state regarding victim compensation during the reporting period? Describe them and their impact.

Laws, Initiatives, or Policy Changes

Were there any laws, initiatives, or policy changes in your state regarding victim compensation during the reporting period? Describe them and their impact.

Law and Policy Changes

- Bereavement policy allowing up to four weeks pay after completing a verification form
- Removal of criminal background as a compensation disqualifier
- Removed reporting to law enforcement as a requirement for sexual assault, if there's a sexual assault kit conducted
- Added eligible expenses including crime scene clean up, lock changes, temporary housing
- Added eligible crime types including loss of wages due to court appearances, aggravated assault by vehicle,
- Removal of deadline for child victims to come forward
- Increased the amount of time for statute of limitations
- Established child physical assault examinations as an eligible benefit



Laws, Initiatives, or Policy Changes

Were there any laws, initiatives, or policy changes in your state regarding victim compensation during the reporting period? Describe them and their impact.

Maximum Amount Changes

- Increased maximum for mental health services
- Increased wage loss for parents of child sexual abuse victims
- Increased capacities for specific expenses



Definition Updates

- Enhanced and expanded the definition of stalking
- Modified definition of a dependent for domestic violence situations
- Enhanced definition of victim to identify more mass violence victims



Discussion Topic #2



Think of one law, initiative, or policy change that you would like created or changed.

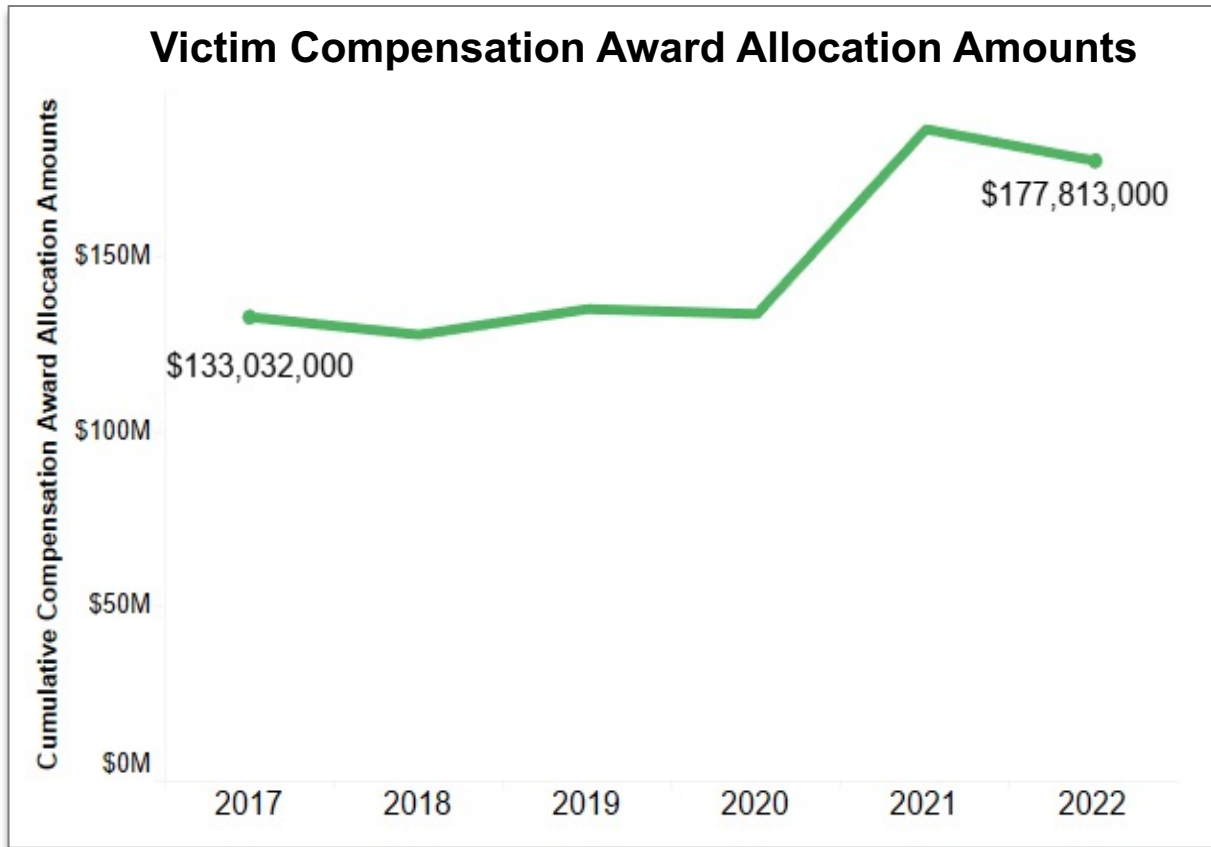
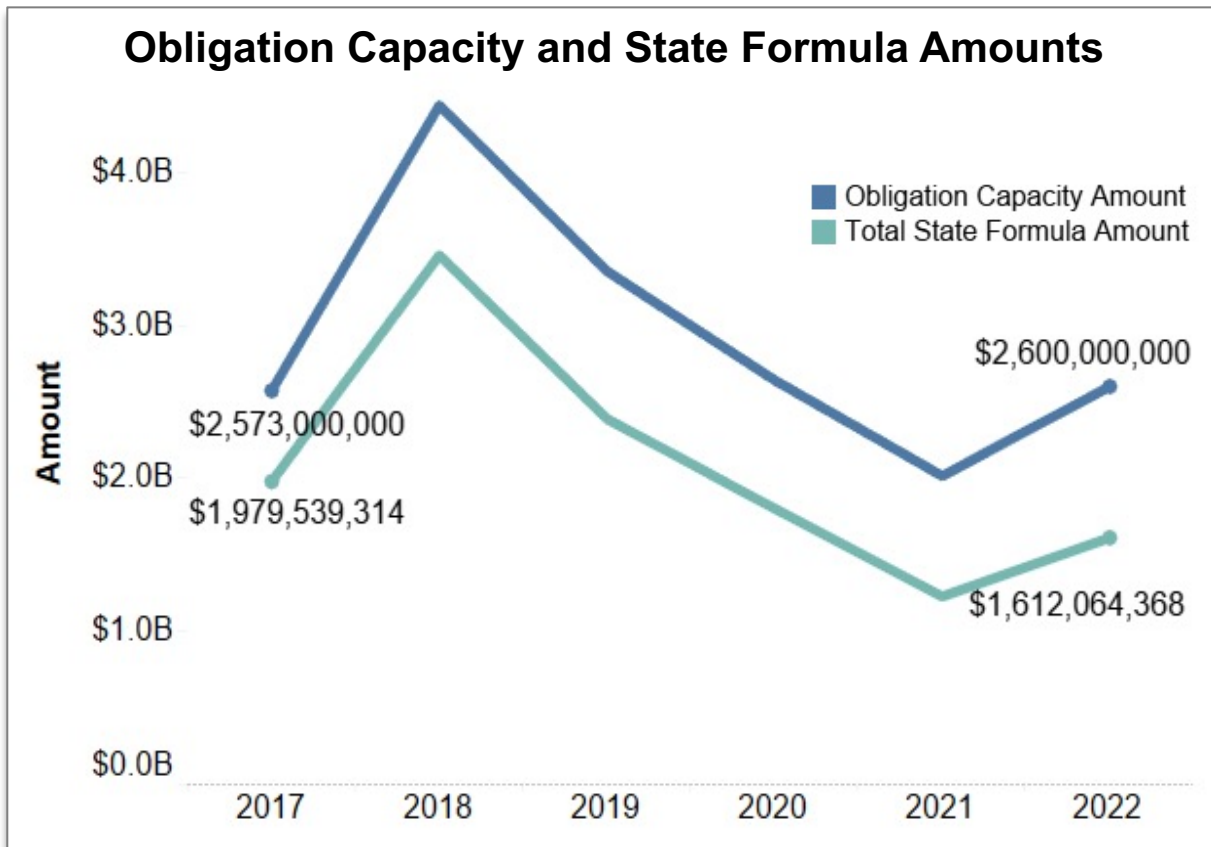
Are there any performance measure data points that you collect that could be used to advocate for that legislative change?

A Closer Look: FY 2017 – 2022 Trends

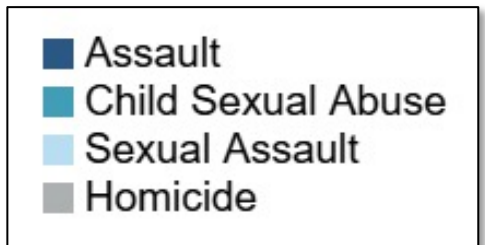
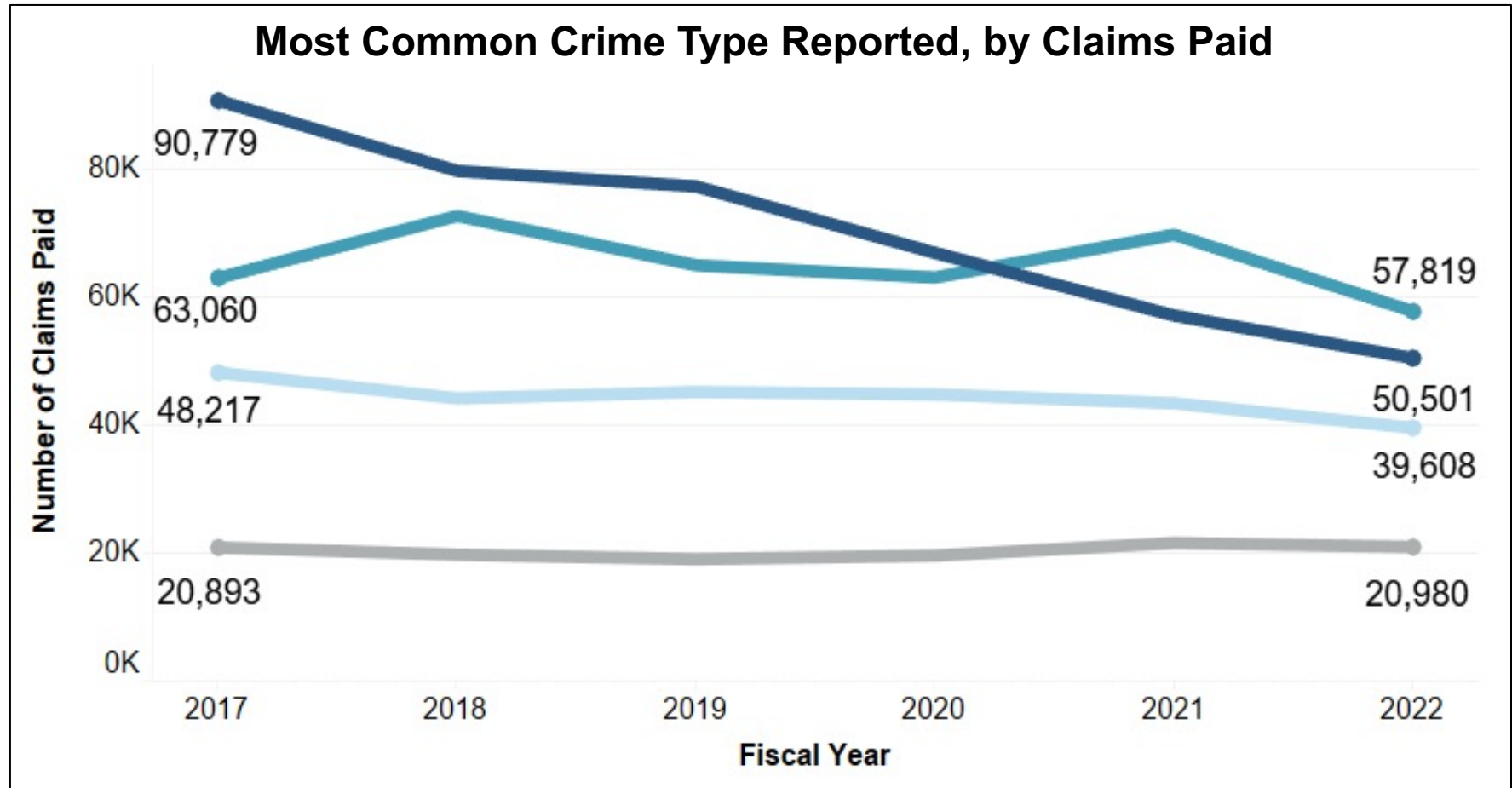


Helping Crime Survivors Find Their Justice

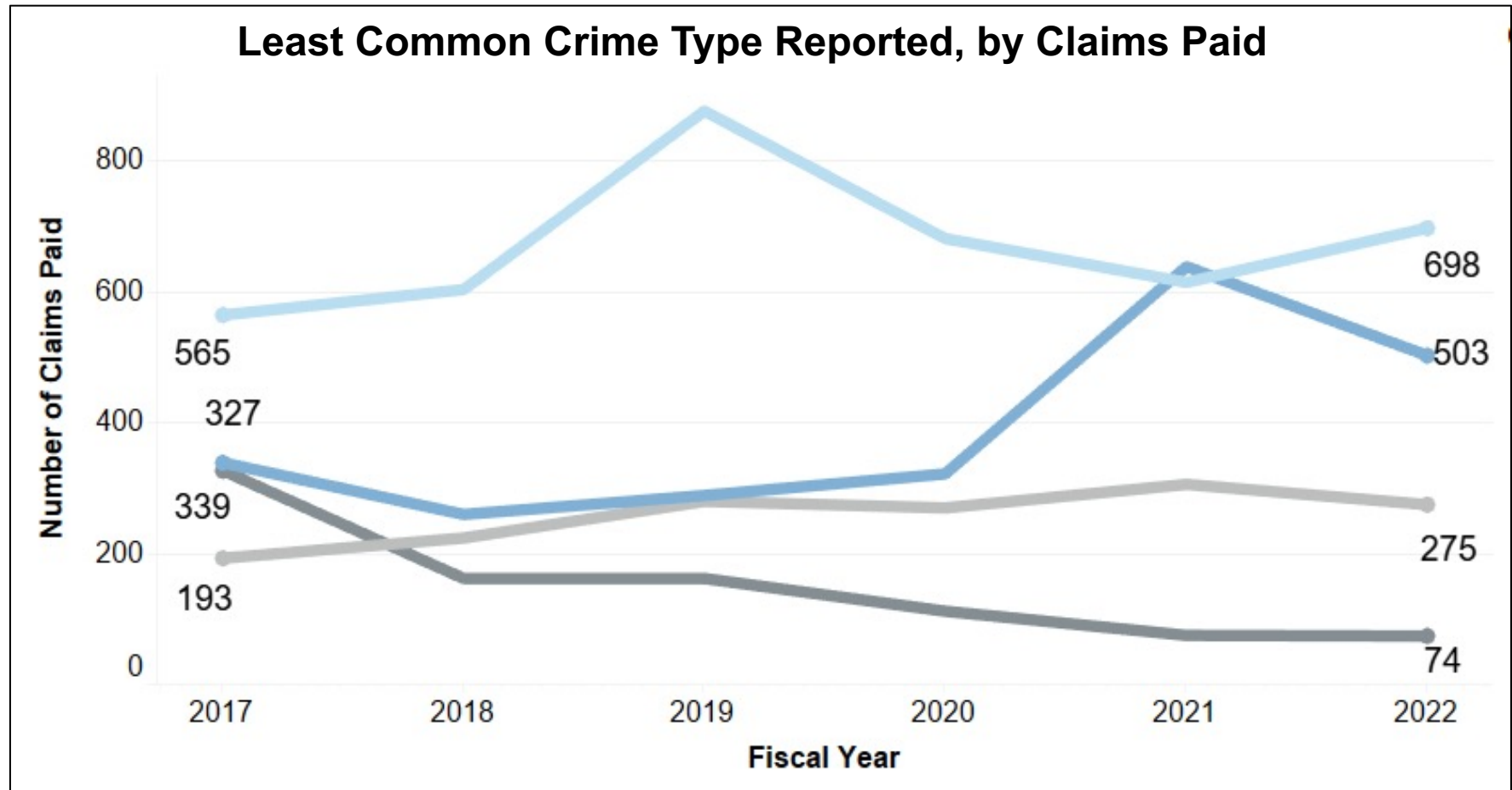
Obligation Capacity Amounts and Total State Formula Amounts



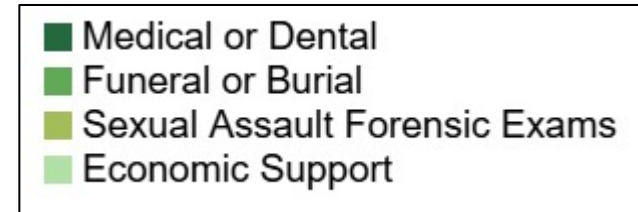
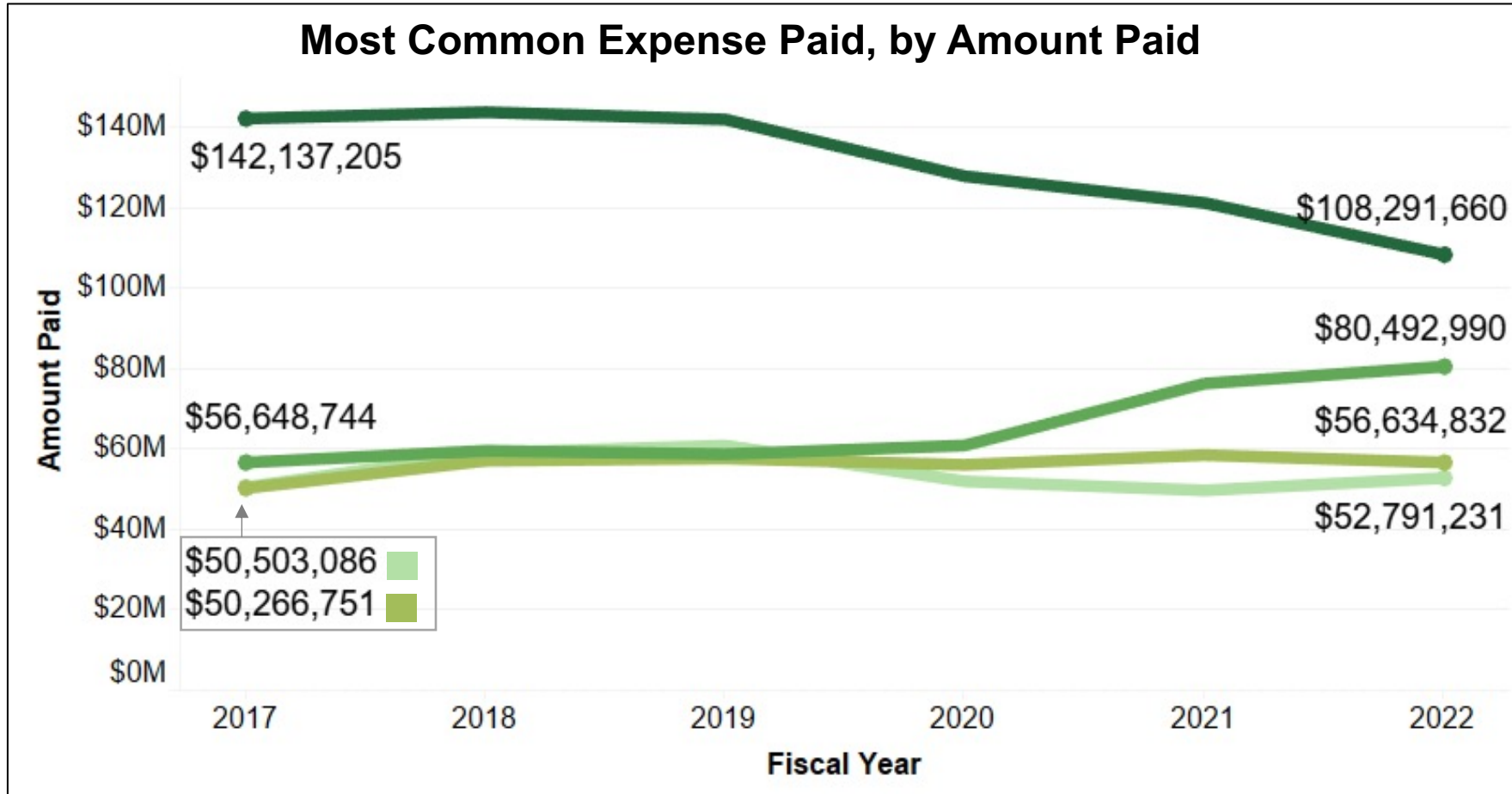
Crime Type Trends, by Claims Paid



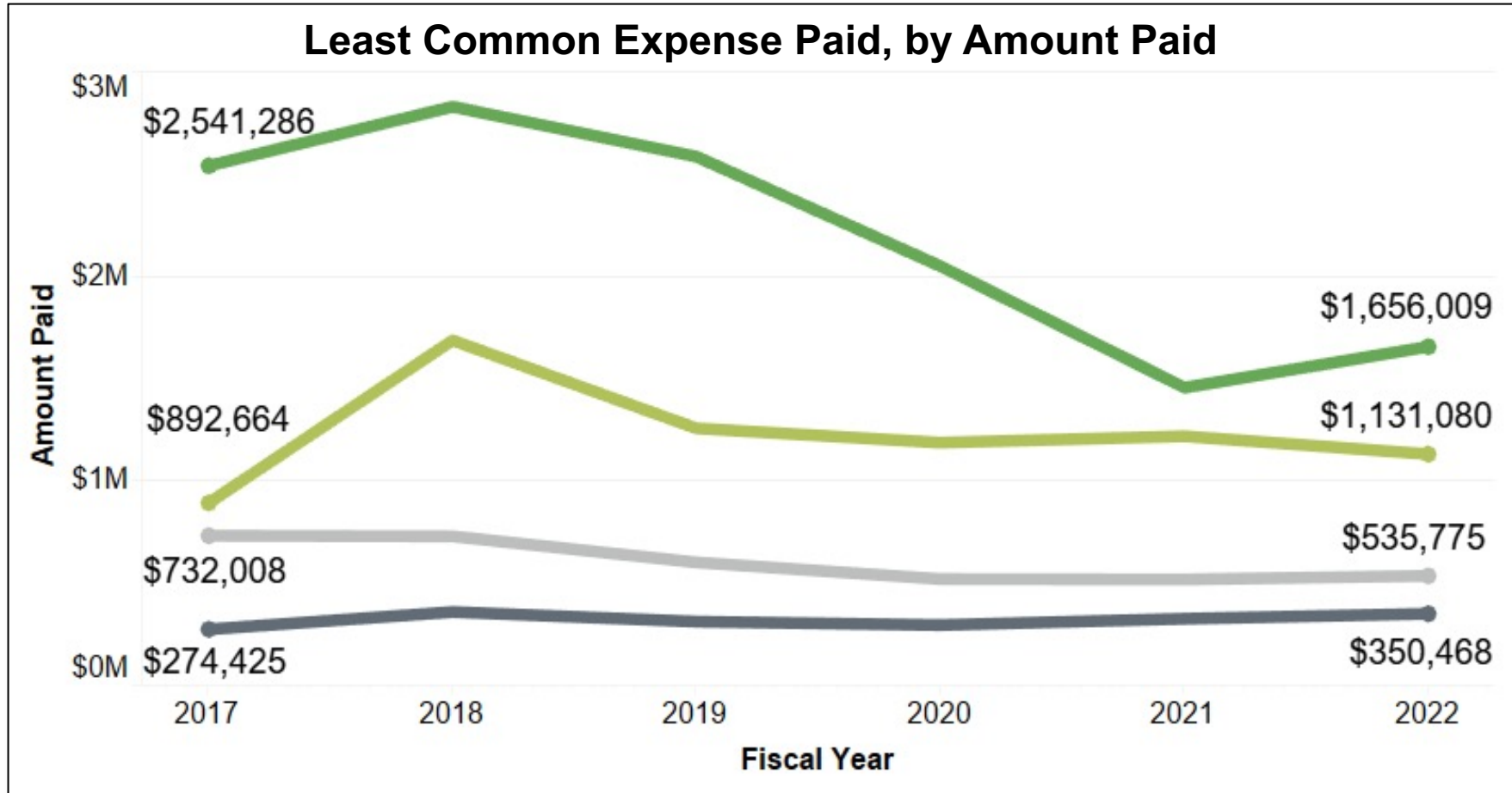
Crime Type Trends, by Claims Paid



Expenses Paid Trends, by Amount Paid



Expenses Paid Trends, by Amount Paid



Discussion Topic #3



Are any trends shown today similar to what you're seeing in your state or territory?

Updates from Kerry Lupher

OVC Grant Program Specialist



Helping Crime Survivors Find Their Justice

Q & A



Helping Crime Survivors Find Their Justice

Contact Information

OVC PMT Helpdesk

Monday–Friday, 8:30 a.m.–5 p.m. Eastern Time
Toll free number: 1–844–884–2503*

Email:

ovcpmt@usdoj.gov

Website:

<https://ovc.ojp.gov/funding/performance-measures>

** Appointments are available outside of normal business hours by request only.*

JustGrants

Available Daily, 5 a.m.–9 p.m. Eastern Time
Toll free number: 1–833–872–5175

Email:

justicegrants.support@usdoj.gov

Website:

<https://justicegrants.usdoj.gov/>



Helping Crime Survivors Find Their Justice

Thank you!

“This product was supported by contract number GS-00F-008DA, awarded by the Office for Victims of Crime, Office of Justice Programs, U.S. Department of Justice. The opinions, findings, and conclusions or recommendations expressed in this product are those of the contributors and do not necessarily represent the official position or policies of the U.S. Department of Justice.”



Helping Crime Survivors Find Their Justice